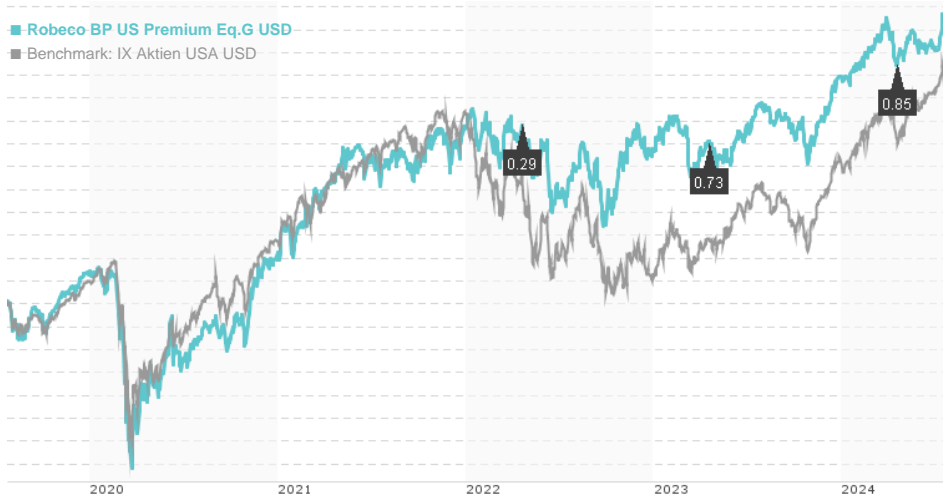


Robeco BP US Premium Eq.G USD / LU1599172829 / A2JJAT / Robeco Inst. AM

Last 07/24/2024 ¹	Country	Branch	Type of yield	Type
181.21 USD	United States of America	Mixed Sectors	paying dividend	Equity Fund



Risk key figures

SRI	1	2	3	4	5	6	7	
Mountain-View Funds Rating ²							EDA ³	61

Yearly Performance

2023	+11.90%
2022	-3.34%
2021	+24.41%
2020	+4.22%
2019	+28.84%

Master data		Conditions		Other figures	
-------------	--	------------	--	---------------	--

Fund type	Single fund	Issue surcharge	0.00%	Minimum investment	UNT 1
Category	Equity	Planned administr. fee	0.00%	Savings plan	-
Sub category	Mixed Sectors	Deposit fees	0.00%	UCITS / OGAW	Yes
Fund domicile	Luxembourg	Redemption charge	0.00%	Performance fee	0.00%
Tranch volume	-	Ongoing charges	-	Redeployment fee	0.00%
Total volume	(07/24/2024) USD 5,172.85 mill.	Dividends		Investment company	
Launch date	4/20/2017	17.04.2024	0.85 USD	Robeco Inst. AM	
KESr report funds	No	19.04.2023	0.73 USD	Weena 850, 3014, Rotterdam	
Business year start	01.01.	20.04.2022	0.29 USD	Netherlands	
Sustainability type	-	21.04.2021	0.69 USD	https://www.robeco.com	
Fund manager	Duilio R. Ramallo	22.04.2020	0.71 USD		

Performance	1M	6M	YTD	1Y	2Y	3Y	5Y	Since start
Performance	+0.89%	+5.41%	+6.24%	+10.68%	+24.17%	+21.94%	+58.40%	+87.22%
Performance p.a.	-	-	-	+10.65%	+11.43%	+6.84%	+9.62%	+9.01%
Sharpe ratio	0.68	0.76	0.81	0.70	0.57	0.21	0.28	0.28
Volatility	11.23%	9.84%	9.57%	10.04%	13.65%	15.29%	21.62%	19.37%
Worst month	-	-5.68%	-5.68%	-5.68%	-7.48%	-8.44%	-17.94%	-17.94%
Best month	-	4.41%	5.85%	6.58%	12.86%	12.86%	15.27%	15.27%
Maximum loss	-2.60%	-6.38%	-6.38%	-9.24%	-13.43%	-17.83%	-40.71%	-

Distribution permission

Austria, Germany, Switzerland

¹ Important note on update status: The displayed date refers exclusively to the calculation of the NAV.
² The Mountain-View Data Fund Rating calculates a comparative ranking for funds using yield, volatility and trend data. For more information visit [MVD Funds Rating](#)
³ Displays the Ethical-Dynamical Ratio calculated according to standard criteria. The maximum value is 100. For more information visit [EDA](#)

Robeco BP US Premium Eq.G USD / LU1599172829 / A2JJAT / Robeco Inst. AM

Investment strategy

Robeco US Premium Equities (USD) selects stocks based on their investment merit. Its bottom-up stock selection process is guided by a disciplined value approach, intensive internal research and risk aversion. The fund's broad definition of value looks beyond traditional value characteristics such as low Price/Earnings and Price/Book, and includes analysis of long-term business fundamentals and short term business momentum. The fund's investment objective is to participate in rising markets and preserve capital in falling markets through diligent risk management.

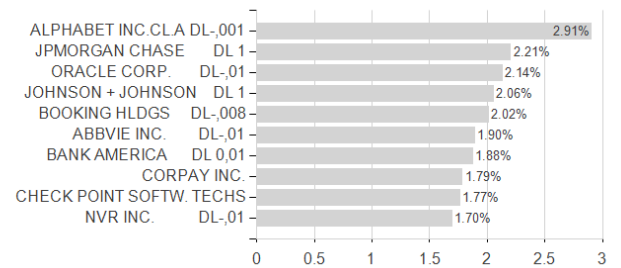
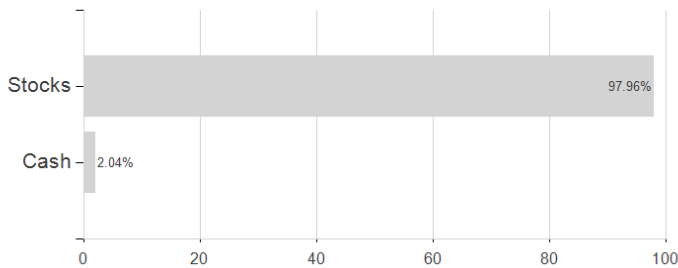
Investment goal

Robeco US Premium Equities invests in small, medium-sized and large value stocks in the US. The fund invests in undervalued businesses. Long-term business fundamentals and short-term business momentum are thoroughly analyzed in order to select stocks for investment.

Assessment Structure

Assets

Largest positions



Countries

Branches

Currencies

