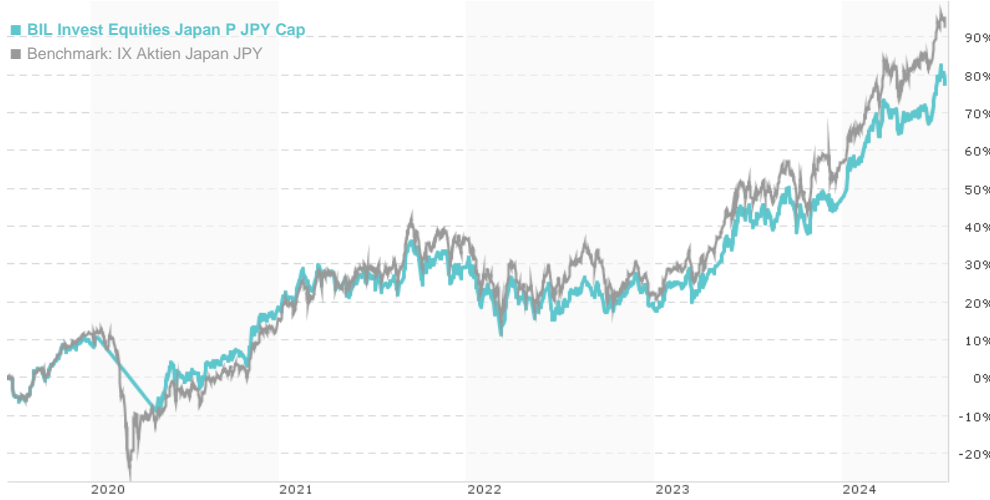


**BIL Invest Equities Japan P JPY Cap / LU1689734033 / A2JEK1 / BIL Manage Invest**

Last 07/18/2024 <sup>1</sup>	Country	Branch	Type of yield	Type
25065.94 JPY	Japan	Mixed Sectors	reinvestment	Equity Fund



**Risk key figures**

SRI	1	2	3	4	5	6	7
Mountain-View Funds Rating <sup>2</sup>	EDA <sup>3</sup>						
	▲▲▲▲▲▲▲						

**Yearly Performance**

2023	+24.26%
2022	-8.23%
2021	+9.16%
2020	+8.47%
2019	+15.96%

Master data		Conditions		Other figures	
Fund type	Single fund	Issue surcharge	3.50%	Minimum investment	UNT 0
Category	Equity	Planned administr. fee	0.00%	Savings plan	-
Sub category	Mixed Sectors	Deposit fees	0.00%	UCITS / OGAW	Yes
Fund domicile	Luxembourg	Redemption charge	0.00%	Performance fee	0.00%
Tranch volume	(07/18/2024) JPY 442.82 mill.	Ongoing charges	-	Redeployment fee	0.00%
Total volume	(07/18/2024) JPY 3,197.35 mill.	Dividends		Investment company	
Launch date	2/2/2018	BIL Manage Invest			
KESt report funds	No	42 Rue de la vallée, 2661, Luxembourg			
Business year start	01.01.	Luxembourg			
Sustainability type	-	www.bilmanageinvest.lu/			
Fund manager	Banque Internationale à Luxembourg				

Performance	1M	6M	YTD	1Y	2Y	3Y	5Y	Since start
Performance	+5.85%	+13.98%	+20.50%	+25.08%	+47.18%	+44.92%	+81.68%	+51.38%
Performance p.a.	-	-	-	+25.00%	+21.32%	+13.16%	+12.67%	+6.63%
Sharpe ratio	8.48	2.12	3.01	1.63	1.38	0.67	0.59	0.20
Volatility	11.33%	12.41%	12.58%	13.16%	12.76%	14.14%	15.22%	14.94%
Worst month	-	-1.10%	-1.10%	-2.02%	-5.46%	-6.40%	-15.94%	-15.94%
Best month	-	6.57%	6.57%	6.57%	7.87%	7.87%	11.78%	11.78%
Maximum loss	-2.69%	-5.17%	-5.17%	-7.93%	-7.93%	-18.26%	-18.26%	-

**Distribution permission**

Germany, Switzerland, Luxembourg

<sup>1</sup> Important note on update status: The displayed date refers exclusively to the calculation of the NAV.

<sup>2</sup> The Mountain-View Data Fund Rating calculates a comparative ranking for funds using yield, volatility and trend data. For more information visit [MVD Funds Rating](#)

<sup>3</sup> Displays the Ethical-Dynamical Ratio calculated according to standard criteria. The maximum value is 100. For more information visit [EDA](#)

DISCLAIMER: The information on this page are for informational purposes only and should neither an offer to sell nor a solicitation for the purchase of the security or recommendation in favor of the security to be understood. baha GmbH assumes no liability despite thorough searches for the accuracy of the data.

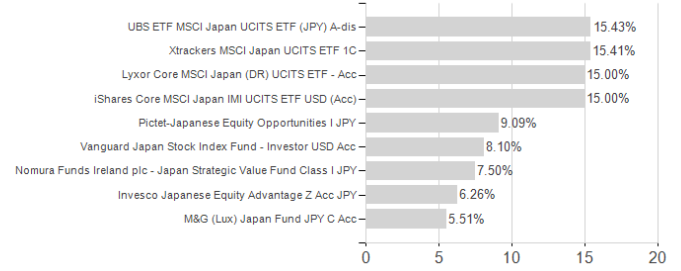
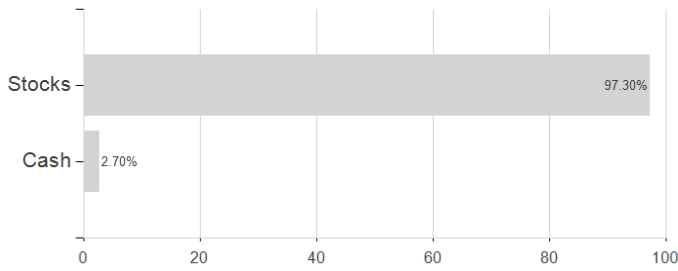
Funds data from: www.mountain-view.com. Fact Sheet created by: www.baha.com

**BIL Invest Equities Japan P JPY Cap / LU1689734033 / A2JEK1 / BIL Manage Invest**

Assessment Structure

Assets

Largest positions



Countries

Branches

Currencies

