

DP Global Strategy L High B / LU0035601805 / A0Q0KU / Degroof Petercam AS

Last 09/27/2024 ¹	Region	Branch	Type of yield	Type
139.78 EUR	Worldwide	Mixed fund/flexible	reinvestment	Mixed Fund



Risk key figures

SRI	1	2	3	4	5	6	7
Mountain-View Funds Rating ²	EDA ³						
	▲▲▲▲▲▲▲						

Yearly Performance

2023	+11.23%
2022	-16.30%
2021	+17.28%
2020	+4.24%
2019	+20.45%

Master data		Conditions		Other figures	
Fund type	Single fund	Issue surcharge	0.00%	Minimum investment	UNT 0
Category	Mixed Fund	Planned administr. fee	0.00%	Savings plan	-
Sub category	Mixed fund/flexible	Deposit fees	0.05%	UCITS / OGAW	Yes
Fund domicile	Luxembourg	Redemption charge	0.00%	Performance fee	0.00%
Tranch volume	(09/27/2024) EUR 340.39 mill.	Ongoing charges	-	Redeployment fee	0.00%
Total volume	(09/27/2024) EUR 1,382.11 mill.	Dividends		Investment company	
Launch date	12/4/1990	Degroof Petercam AS 12 Rue Eugène Ruppert, 2453, Luxembourg Luxembourg www.degroofpetercam.com			
KESr report funds	No				
Business year start	01.04.				
Sustainability type	-				
Fund manager	Degroof Petercam Asset Services S.A.				

Performance	1M	6M	YTD	1Y	2Y	3Y	5Y	Since start
Performance	+2.34%	+4.24%	+11.56%	+17.60%	+23.85%	+7.51%	+33.19%	+38.46%
Performance p.a.	-	-	-	+17.55%	+11.27%	+2.44%	+5.89%	+5.29%
Sharpe ratio	2.81	0.51	1.36	1.61	0.87	-0.08	0.21	0.17
Volatility	9.94%	10.29%	9.32%	8.87%	9.12%	10.54%	12.50%	11.80%
Worst month	-	-1.71%	-1.71%	-3.24%	-6.35%	-6.35%	-12.66%	-12.66%
Best month	-	3.10%	3.35%	5.33%	5.34%	7.44%	8.37%	8.37%
Maximum loss	-3.43%	-8.06%	-8.06%	-8.06%	-8.06%	-19.19%	-28.79%	-

Distribution permission

Switzerland, Czech Republic

¹ Important note on update status: The displayed date refers exclusively to the calculation of the NAV.

² The Mountain-View Data Fund Rating calculates a comparative ranking for funds using yield, volatility and trend data. For more information visit [MVD Funds Rating](#)

DISCLAIMER: The information on this page are for informational purposes only and should neither an offer to sell nor a solicitation for the purchase of the security or recommendation in favor of the security to be understood. baha GmbH assumes no liability despite thorough searches for the accuracy of the data.

Funds data from: www.mountain-view.com. Fact Sheet created by: www.baha.com

DP Global Strategy L High B / LU0035601805 / A0Q0KU / Degroof Petercam AS

3 Displays the Ethical-Dynamical Ratio calculated according to standard criteria. The maximum value is 100. For more information visit [EDA](#)

Investment strategy

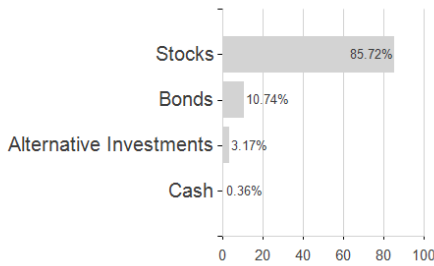
Under normal market conditions, the sub-fund invests, directly or indirectly via other funds (including Degroof Petercam funds), in a portfolio of equities and bonds composed in such a way as to correspond to a high risk level. The sub-fund has no geographical, sector or currency limits, and may invest in emerging markets. The sub-fund may use derivatives to hedge against market fluctuations and to reduce its costs, and also to generate additional income.

Investment goal

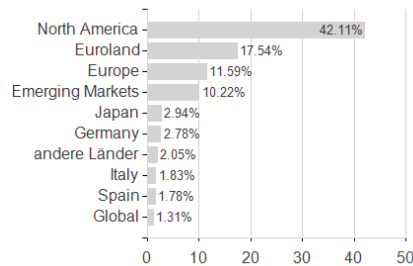
To increase the value of your investment over the long term.

Assessment Structure

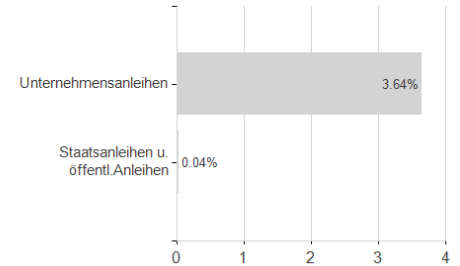
Assets



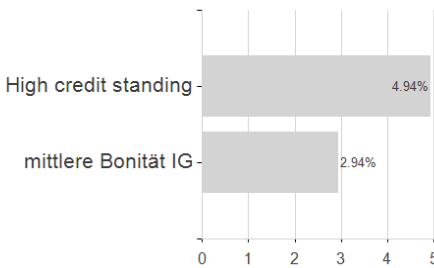
Countries



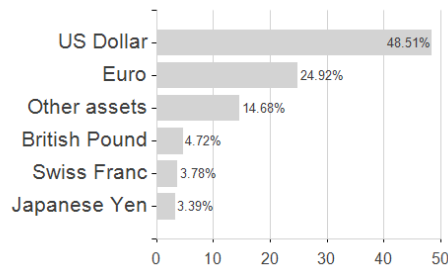
Issuer



Rating



Currencies



Branches

