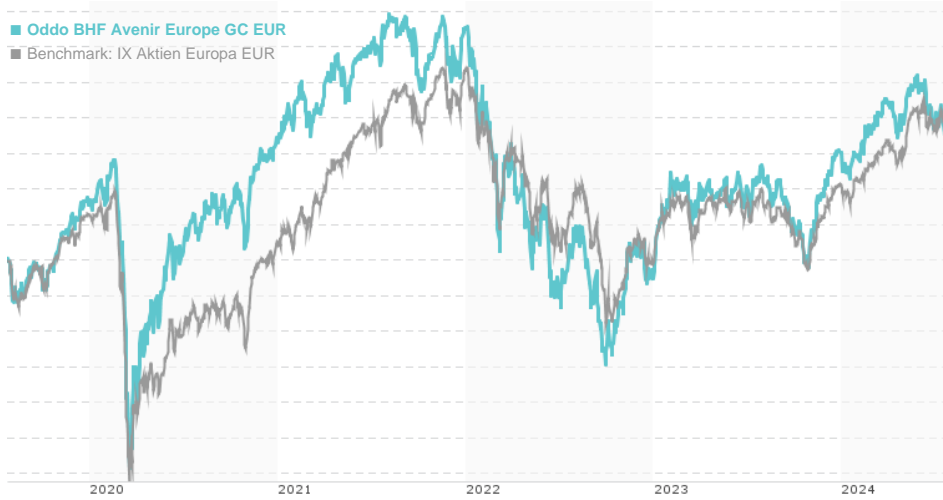


Oddo BHF Avenir Europe GC EUR / FR0011603901 / A117E4 / ODDO BHF AM SAS

|                              |        |               |               |             |
|------------------------------|--------|---------------|---------------|-------------|
| Last 07/23/2024 <sup>1</sup> | Region | Branch        | Type of yield | Type        |
| 200.42 EUR                   | Europe | Mixed Sectors | reinvestment  | Equity Fund |



Risk key figures

|   |                  |   |   |   |   |   |   |
|---|------------------|---|---|---|---|---|---|
| SRI                                     | 1                | 2 | 3 | 4 | 5 | 6 | 7 |
| Mountain-View Funds Rating <sup>2</sup> | EDA <sup>3</sup> |   |   |   |   |   |   |
|   | 64               |   |   |   |   |   |   |

Yearly Performance

|      |         |
|------|---------|
| 2023 | +18.18% |
| 2022 | -26.48% |
| 2021 | +13.72% |
| 2020 | +8.05%  |
| 2019 | +30.65% |

| Master data | Conditions | Other figures |
|-------------|------------|---------------|
|-------------|------------|---------------|

|                     |   |  |       |                           |            |
|---------------------|---|--|-------|---------------------------|------------|
| Fund type           | Single fund   | Issue surcharge                              | 4.00% | Minimum investment        | EUR 100.00 |
| Category            | Equity  | Planned administr. fee                       | 0.00% | Savings plan              | -          |
| Sub category        | Mixed Sectors   | Deposit fees                                 | 0.00% | UCITS / OGAW              | Yes        |
| Fund domicile       | France  | Redemption charge                            | 0.00% | Performance fee           | 20.00%     |
| Tranch volume       | (07/23/2024) USD 58.13 mill.  | Ongoing charges                              | -     | Redeployment fee          | 0.00%      |
| Total volume        | (07/23/2024) USD 1,528.77 mill.   | <b>Dividends</b>                             |       | <b>Investment company</b> |            |
| Launch date         | 5/25/1999   | ODDO BHF AM SAS                              |       |                           |            |
| KESr report funds   | No  | 12 Bd de la Madeleine, 75440, Paris Cedex 09 |       |                           |            |
| Business year start | 01.04.  | France                                       |       |                           |            |
| Sustainability type | -   | www.am.oddo-bhf.com                          |       |                           |            |
| Fund manager        | Pascal RIEGIS, Grégory DESCHAMPS, Frédéric DOUSSARD, Sébastien MAILLARD |  |       |                           |            |

| Performance      | 1M     | 6M     | YTD    | 1Y      | 2Y      | 3Y      | 5Y      | Since start |
|------------------|--------|--------|--------|---------|---------|---------|---------|-------------|
| Performance      | -2.01% | +4.37% | +3.44% | +7.17%  | +17.63% | -10.55% | +19.36% | +21.70%     |
| Performance p.a. | -      | -      | -      | +7.17%  | +8.47%  | -3.65%  | +3.60%  | +3.24%      |
| Sharpe ratio     | -2.13  | 0.46   | 0.22   | 0.29    | 0.31    | -0.41   | -0.01   | -0.03       |
| Volatility       | 12.36% | 11.50% | 11.79% | 12.05%  | 15.54%  | 17.75%  | 19.22%  | 18.22%      |
| Worst month      | -      | -4.93% | -4.93% | -5.27%  | -8.74%  | -10.69% | -15.68% | -15.68%     |
| Best month       | -      | 4.21%  | 4.50%  | 9.72%   | 10.48%  | 10.48%  | 12.77%  | 12.77%      |
| Maximum loss     | -3.35% | -6.59% | -6.59% | -12.67% | -18.59% | -36.58% | -38.02% | -           |

Distribution permission

Austria, Germany, Switzerland

<sup>1</sup> Important note on update status: The displayed date refers exclusively to the calculation of the NAV.

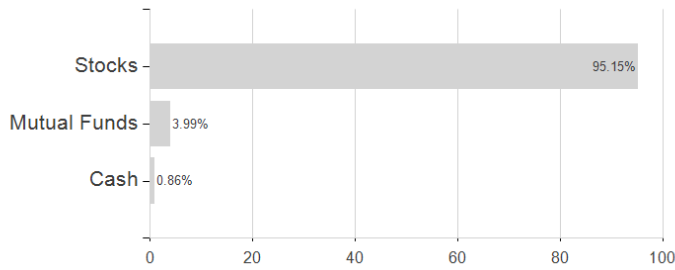
## Oddo BHF Avenir Europe GC EUR / FR0011603901 / A117E4 / ODDO BHF AM SAS

2 The Mountain-View Data Fund Rating calculates a comparative ranking for funds using yield, volatility and trend data. For more information visit [MVD Funds Rating](#)

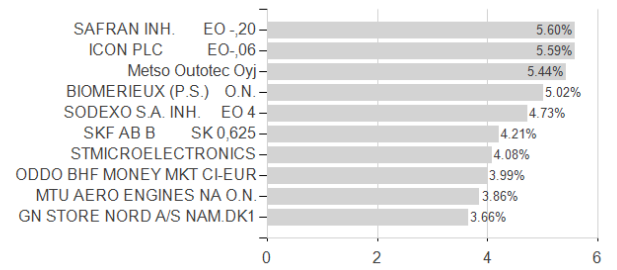
3 Displays the Ethical-Dynamical Ratio calculated according to standard criteria. The maximum value is 100. For more information visit [EDA](#)

### Assessment Structure

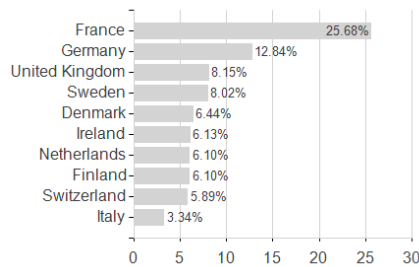
#### Assets



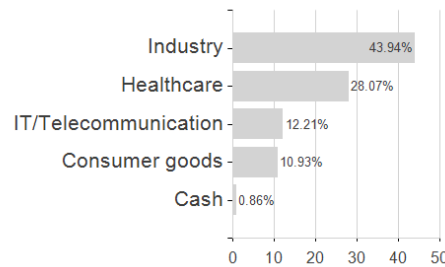
#### Largest positions



#### Countries



#### Branches



#### Currencies

