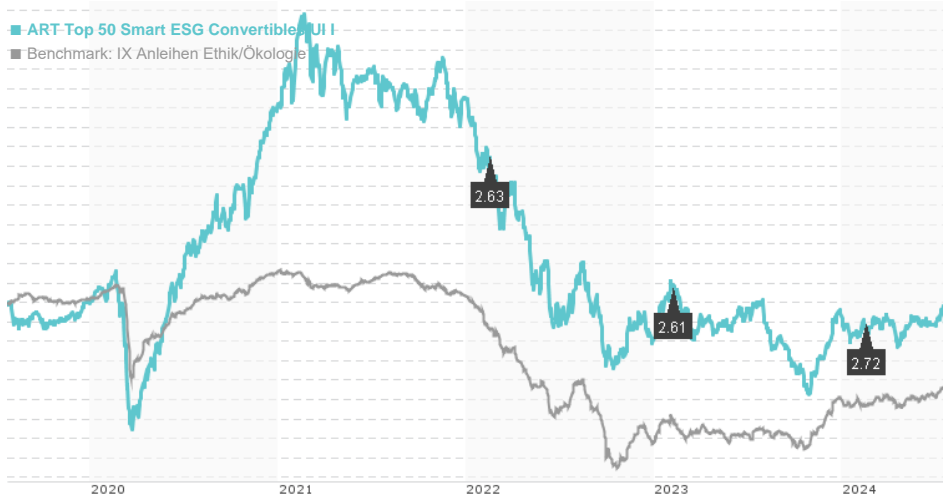


ART Top 50 Smart ESG Convertibles UI I / DE000A2JF7B0 / A2JF7B / Universal-Investment

Last 07/22/2024 ¹	Region	Branch	Type of yield	Type
87.65 EUR	Worldwide	Convertible Bonds	paying dividend	Fixed-Income Fund



Risk key figures

SRI	1	2	3	4	5	6	7	
Mountain-View Funds Rating ²							EDA ³	88

Yearly Performance

2023	+2.84%
2022	-20.50%
2021	+0.52%
2020	+20.50%
2019	+7.86%

Master data		Conditions		Other figures	
Fund type	Single fund	Issue surcharge	3.00%	Minimum investment	EUR 300,000.00
Category	Bonds	Planned administr. fee	0.00%	Savings plan	-
Sub category	Convertible Bonds	Deposit fees	0.07%	UCITS / OGAW	Yes
Fund domicile	Germany	Redemption charge	0.00%	Performance fee	10.00%
Tranch volume	(07/22/2024) EUR 51.09 mill.	Ongoing charges	-	Redeployment fee	0.00%
Total volume	(07/22/2024) EUR 169.64 mill.	Dividends		Investment company	
Launch date	5/25/2018	15.02.2024	2.72 EUR	Universal-Investment	
KESt report funds	Yes	06.02.2023	2.61 EUR	Theodor-Heuss-Allee 70, 60486, Frankfurt am Main	
Business year start	01.01.	15.02.2022	2.63 EUR	Germany	
Sustainability type	Ethics/ecology	15.02.2021	2.67 EUR	https://www.universal-investment.com	
Fund manager	Universal-Investment-Gesellschaft mbH	17.02.2020	1.60 EUR		

Performance	1M	6M	YTD	1Y	2Y	3Y	5Y	Since start
Performance	+0.83%	+1.92%	-0.37%	-1.46%	-1.31%	-19.52%	-0.84%	-0.32%
Performance p.a.	-	-	-	-1.46%	-0.65%	-6.98%	-0.17%	-0.05%
Sharpe ratio	1.35	0.03	-0.77	-0.85	-0.62	-1.31	-0.45	-0.47
Volatility	5.67%	5.56%	5.66%	6.07%	7.06%	8.16%	8.60%	7.96%
Worst month	-	-2.49%	-2.49%	-3.92%	-6.25%	-6.25%	-9.42%	-9.42%
Best month	-	1.34%	4.24%	4.70%	4.70%	4.70%	7.18%	7.18%
Maximum loss	-1.77%	-3.53%	-3.53%	-9.76%	-13.03%	-27.67%	-30.12%	-

Distribution permission

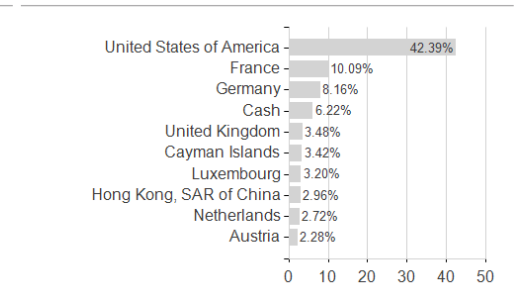
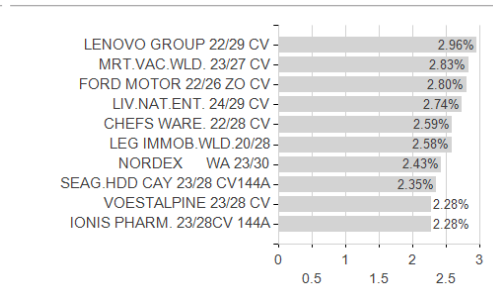
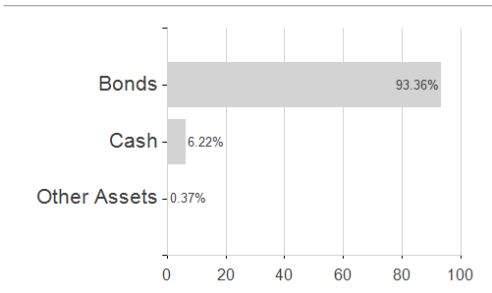
Austria, Germany, Switzerland

¹ Important note on update status: The displayed date refers exclusively to the calculation of the NAV.
² The Mountain-View Data Fund Rating calculates a comparative ranking for funds using yield, volatility and trend data. For more information visit [MVD Funds Rating](#)
³ Displays the Ethical-Dynamical Ratio calculated according to standard criteria. The maximum value is 100. For more information visit [EDA](#)

ART Top 50 Smart ESG Convertibles UI I / DE000A2JF7B0 / A2JF7B / Universal-Investment

Assessment Structure

Assets Largest positions Countries



Issuer

Duration

Currencies

