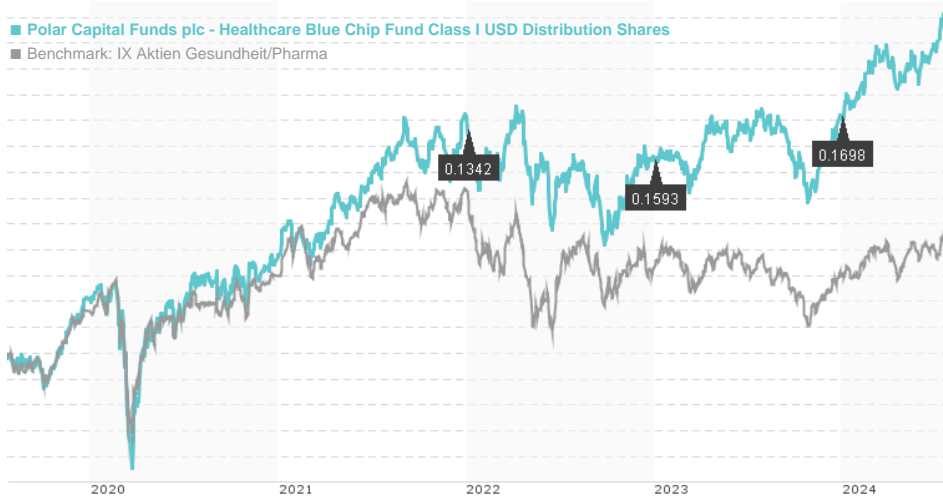


Polar Capital Funds plc - Healthcare Blue Chip Fund Class I USD Distribution Shares / IE00BPRBXP67 / A1198G /

Last 07/22/2024 ¹	Region	Branch	Type of yield	Type
20.24 USD	Worldwide	Sector Health / Pharma	paying dividend	Equity Fund



Risk key figures

SRI	1	2	3	4	5	6	7
Mountain-View Funds Rating ²	EDA ³						
	▲▲▲▲▲▲▲						

Yearly Performance

2023	+6.14%
2022	-5.81%
2021	+22.36%
2020	+7.82%
2019	+23.25%

Master data		Conditions		Other figures	
Fund type	Single fund	Issue surcharge	5.00%	Minimum investment	UNT 0
Category	Equity	Planned administr. fee	0.00%	Savings plan	-
Sub category	Sector Health / Pharma	Deposit fees	0.00%	UCITS / OGAW	Yes
Fund domicile	Ireland	Redemption charge	0.00%	Performance fee	10.00%
Tranch volume	(07/22/2024) USD 7.51 mill.	Ongoing charges	-	Redeployment fee	0.00%
Total volume	-	Dividends		Investment company	
Launch date	9/11/2014	02.01.2024	0.17 USD	Polar Capital	
KESt report funds	Yes	03.01.2023	0.16 USD	16 Palace Street, SW1E 5JD, London	
Business year start	01.01.	04.01.2022	0.13 USD	United Kingdom	
Sustainability type	-	04.01.2021	0.10 USD	https://www.polarcapital.co.uk	
Fund manager	James Douglas	02.01.2020	0.13 USD		

Performance	1M	6M	YTD	1Y	2Y	3Y	5Y	Since start
Performance	+3.48%	+10.48%	+12.69%	+12.57%	+20.95%	+20.23%	+65.67%	+82.41%
Performance p.a.	-	-	-	+12.60%	+9.96%	+6.33%	+10.61%	+10.24%
Sharpe ratio	5.15	1.81	1.99	0.83	0.53	0.20	0.42	0.41
Volatility	10.19%	10.19%	10.25%	10.77%	11.93%	13.05%	16.58%	16.03%
Worst month	-	-4.37%	-4.37%	-5.17%	-6.07%	-7.23%	-8.40%	-9.04%
Best month	-	3.47%	4.92%	6.34%	6.79%	9.24%	13.17%	13.17%
Maximum loss	-1.72%	-5.39%	-5.39%	-12.33%	-12.65%	-18.11%	-31.68%	-

Distribution permission

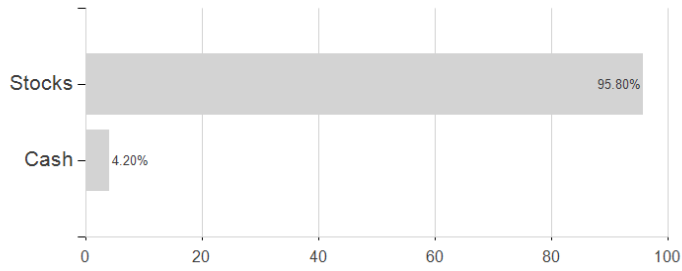
Austria, Germany, Switzerland

1 Important note on update status: The displayed date refers exclusively to the calculation of the NAV.
 2 The Mountain-View Data Fund Rating calculates a comparative ranking for funds using yield, volatility and trend data. For more information visit [MVD Funds Rating](#)
 3 Displays the Ethical-Dynamical Ratio calculated according to standard criteria. The maximum value is 100. For more information visit [EDA](#)

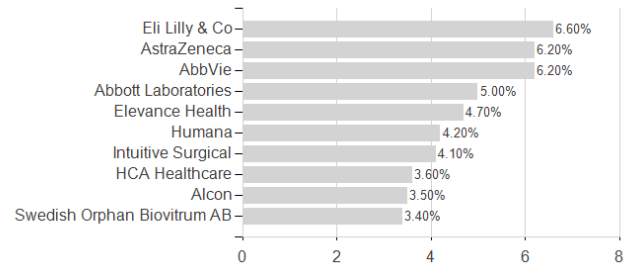
Polar Capital Funds plc - Healthcare Blue Chip Fund Class I USD Distribution Shares / IE00BPRBXP67 / A1198G /

Assessment Structure

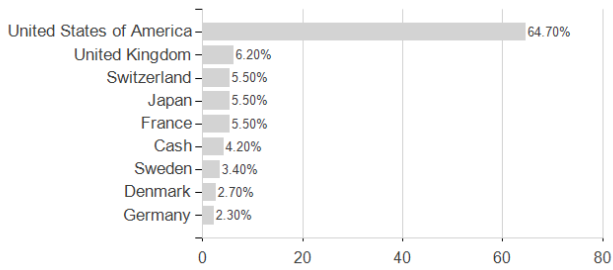
Assets



Largest positions



Countries



Branches

