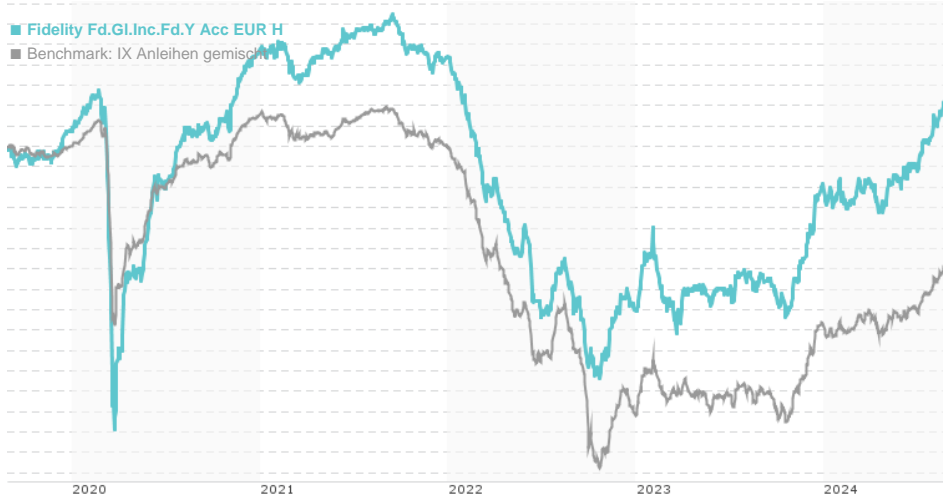


Fidelity Fd.GI.Inc.Fd.Y Acc EUR H / LU1116431641 / A12CVF / FIL IM (LU)

|                              |           |              |               |                   |
|------------------------------|-----------|--------------|---------------|-------------------|
| Last 08/26/2024 <sup>1</sup> | Region    | Branch       | Type of yield | Type              |
| 11.61 EUR                    | Worldwide | Bonds: Mixed | reinvestment  | Fixed-Income Fund |



Risk key figures

|     |   |   |   |   |   |   |   |
|-----|---|---|---|---|---|---|---|
| SRI | 1 | 2 | 3 | 4 | 5 | 6 | 7 |
|-----|---|---|---|---|---|---|---|

|   |                  |
|---|------------------|
| Mountain-View Funds Rating <sup>2</sup> | EDA <sup>3</sup> |
| ▲▲▲▲▲                                   | 74               |

Yearly Performance

|      |         |
|------|---------|
| 2023 | +6.80%  |
| 2022 | -11.97% |
| 2021 | -0.34%  |
| 2020 | +4.02%  |
| 2019 | +9.89%  |

| Master data         |  | Conditions             |       | Other figures                        |              |
|---------------------|--|------------------------|-------|--------------------------------------|--------------|
| Fund type           | Single fund  | Issue surcharge        | 0.00% | Minimum investment                   | USD 2,500.00 |
| Category            | Bonds  | Planned administr. fee | 0.00% | Savings plan                         | -            |
| Sub category        | Bonds: Mixed   | Deposit fees           | 0.35% | UCITS / OGAW                         | Yes          |
| Fund domicile       | Luxembourg   | Redemption charge      | 0.00% | Performance fee                      | 0.00%        |
| Tranch volume       | (08/26/2024) EUR 10.37 mill.                             | Ongoing charges        | -     | Redeployment fee                     | 0.00%        |
| Total volume        | (07/31/2024) EUR 689.00 mill.                            | Dividends              |       | Investment company                   |              |
| Launch date         | 10/8/2014  |                        |       | FIL IM (LU)                          |              |
| KESt report funds   | Yes  |                        |       | Kärntner Straße 9, Top 8, 1010, Wien |              |
| Business year start | 01.05.   |                        |       | Austria                              |              |
| Sustainability type | -  |                        |       | https://www.fidelity.at              |              |
| Fund manager        | James Durance, Claudio Ferrarese, Peter Khan, Tim Foster |                        |       |                                      |              |

| Performance      | 1M     | 6M     | YTD    | 1Y     | 2Y     | 3Y      | 5Y      | Since start |
|------------------|--------|--------|--------|--------|--------|---------|---------|-------------|
| Performance      | +1.84% | +5.07% | +4.13% | +9.53% | +9.53% | -3.33%  | +2.56%  | +16.10%     |
| Performance p.a. | -      | -      | -      | +9.56% | +4.65% | -1.12%  | +0.51%  | +1.52%      |
| Sharpe ratio     | 7.84   | 2.11   | 0.81   | 1.64   | 0.27   | -1.16   | -0.66   | -0.52       |
| Volatility       | 2.61%  | 3.27%  | 3.58%  | 3.69%  | 4.19%  | 4.01%   | 4.59%   | 3.82%       |
| Worst month      | -      | -1.34% | -1.34% | -1.34% | -3.71% | -4.32%  | -10.88% | -10.88%     |
| Best month       | -      | 2.05%  | 3.05%  | 3.15%  | 3.15%  | 3.15%   | 4.39%   | 4.39%       |
| Maximum loss     | -0.52% | -1.70% | -1.70% | -2.25% | -5.41% | -16.71% | -16.71% | -           |

Distribution permission

Austria, Germany, Switzerland, Luxembourg

<sup>1</sup> Important note on update status: The displayed date refers exclusively to the calculation of the NAV.

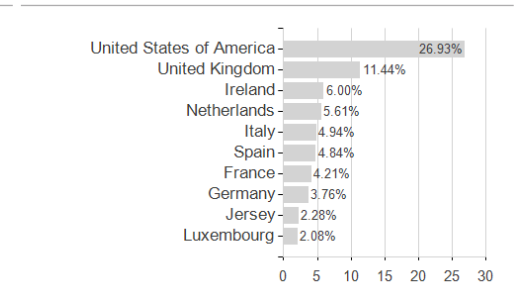
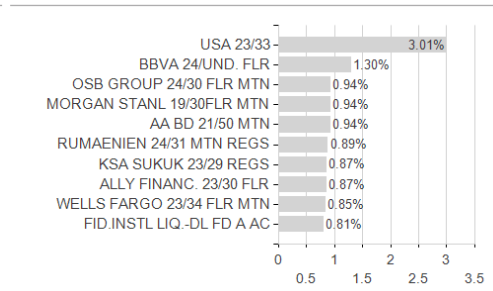
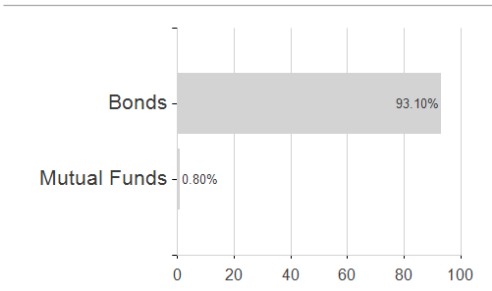
<sup>2</sup> The Mountain-View Data Fund Rating calculates a comparative ranking for funds using yield, volatility and trend data. For more information visit [MVD Funds Rating](#)

<sup>3</sup> Displays the Ethical-Dynamical Ratio calculated according to standard criteria. The maximum value is 100. For more information visit [EDA](#)

**Fidelity Fd.GI.Inc.Fd.Y Acc EUR H / LU1116431641 / A12CVF / FIL IM (LU)**

**Assessment Structure**

**Assets Largest positions Countries**



**Issuer**

**Duration**

**Currencies**

