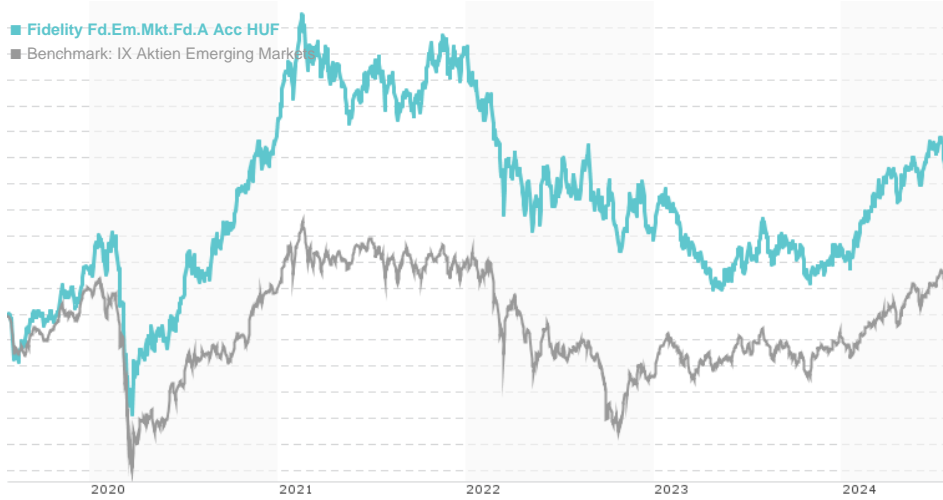


Fidelity Fd.Em.Mkt.Fd.A Acc HUF / LU1273508843 / A14Z6R / FIL IM (LU)

Last 07/23/2024 <sup>1</sup>	Region	Branch	Type of yield	Type
5484.00 HUF	Emerging Markets	Mixed Sectors	reinvestment	Equity Fund



Risk key figures

SRI	1	2	3	4	5	6	7
Mountain-View Funds Rating <sup>2</sup>	EDA <sup>3</sup>						
	76						

Yearly Performance

2023	-0.95%
2022	-23.95%
2021	+9.41%
2020	+27.28%
2019	+34.93%

Master data		Conditions		Other figures	
-------------	--	------------	--	---------------	--

Fund type	Single fund	Issue surcharge	5.25%	Minimum investment	USD 2,500.00
Category	Equity	Planned administr. fee	0.00%	Savings plan	-
Sub category	Mixed Sectors	Deposit fees	0.35%	UCITS / OGAW	Yes
Fund domicile	Luxembourg	Redemption charge	0.00%	Performance fee	0.00%
Tranch volume	(07/23/2024) EUR 1,336.85 mill.	Ongoing charges	-	Redeployment fee	0.00%
Total volume	(06/28/2024) EUR 3,360.06 mill.	<b>Dividends</b>		<b>Investment company</b>	
Launch date	8/20/2015	Kärntner Straße 9, Top 8, 1010, Wien			
KESt report funds	Yes	Austria			
Business year start	01.05.	https://www.fidelity.at			
Sustainability type	-				
Fund manager	Nick Price, Amit Goel				

Performance	1M	6M	YTD	1Y	2Y	3Y	5Y	Since start
Performance	-1.98%	+14.39%	+14.01%	+15.23%	+4.88%	-11.63%	+29.83%	+82.80%
Performance p.a.	-	-	-	+15.23%	+2.41%	-4.04%	+5.35%	+6.99%
Sharpe ratio	-2.14	2.08	1.75	0.86	-0.09	-0.46	0.09	0.19
Volatility	12.16%	13.08%	13.07%	13.45%	15.06%	16.70%	18.73%	17.62%
Worst month	-	-2.35%	-2.35%	-6.55%	-8.33%	-8.33%	-10.59%	-10.59%
Best month	-	7.02%	7.02%	7.02%	10.26%	10.26%	10.55%	10.55%
Maximum loss	-4.41%	-5.08%	-5.08%	-10.44%	-20.84%	-31.75%	-33.45%	-

Distribution permission

Austria, Germany, Switzerland

<sup>1</sup> Important note on update status: The displayed date refers exclusively to the calculation of the NAV.

## Fidelity Fd.Em.Mkt.Fd.A Acc HUF / LU1273508843 / A14Z6R / FIL IM (LU)

2 The Mountain-View Data Fund Rating calculates a comparative ranking for funds using yield, volatility and trend data. For more information visit [MVD Funds Rating](#)

### Investment strategy

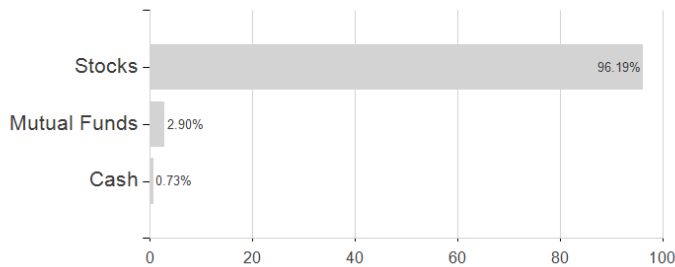
May invest in assets directly or achieve exposure indirectly through other eligible means including derivatives. Can use derivatives with the aim of risk or cost reduction or to generate additional capital or income, including for investment purposes, in line with the fund's risk profile. The fund has discretion in its choices of investments within its objectives and policies. Income is accumulated in the share price. Shares can usually be bought and sold each business day of the fund. This fund may not be appropriate for investors who plan to sell their shares in the fund within 5 years. Investment in the fund should be regarded as a long-term investment.

### Investment goal

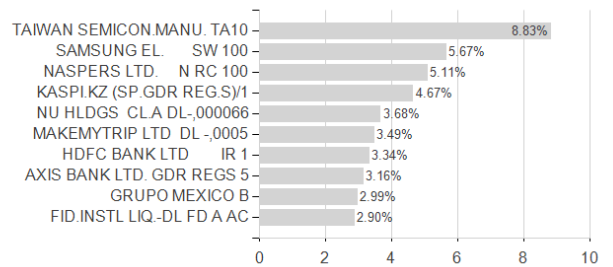
Aims to provide long-term capital growth with the level of income expected to be low. At least 70% invested in company shares in countries in areas experiencing rapid economic growth including Latin America, South East Asia, Africa, Eastern Europe (including Russia) and the Middle East. The fund may invest its net assets directly in China A and B shares. Has the freedom to invest outside the fund's principal geographies, market sectors, industries or asset classes.

### Assessment Structure

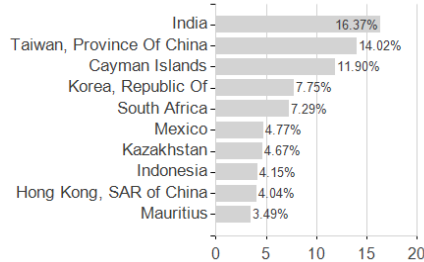
#### Assets



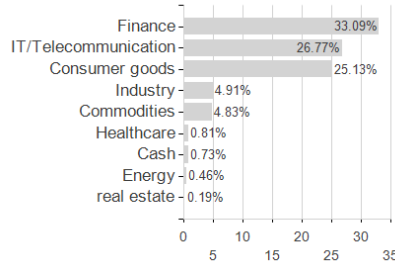
#### Largest positions



#### Countries



#### Branches



#### Currencies

