

MSIF China A-shares Z USD / LU1735753516 / A2JAPF / MSIM Fund M. (IE)

Last 08/14/2024 ¹	Country	Branch	Type of yield	Type
18.24 USD	China	Mixed Sectors	reinvestment	Equity Fund



Risk key figures

SRI 1 2 3 4 5 6 7

Mountain-View Funds Rating² EDA³

▲▲▲▲▲▲ 72

Yearly Performance

2023	-11.91%
2022	-23.34%
2021	-2.19%
2020	+13.82%
2019	+19.42%

Master data		Conditions		Other figures	
Fund type	Single fund	Issue surcharge	1.00%	Minimum investment	UNT 0
Category	Equity	Planned administr. fee	0.00%	Savings plan	-
Sub category	Mixed Sectors	Deposit fees	0.00%	UCITS / OGAW	Yes
Fund domicile	Luxembourg	Redemption charge	2.00%	Performance fee	0.00%
Tranch volume	(03/20/2024) USD 7.19 mill.	Ongoing charges	-	Redeployment fee	0.00%
Total volume	(08/14/2024) USD 24.64 mill.	Dividends		Investment company	
Launch date	12/29/2017	MSIM Fund M. (IE)			
KESt report funds	Yes	Junghofstrasse 13-15, 60311, Frankfurt			
Business year start	01.01.	Germany			
Sustainability type	-	https://www.morganstanley.com			
Fund manager	Leon Sun, Amay Hattangadi				

Performance	1M	6M	YTD	1Y	2Y	3Y	5Y	Since start
Performance	-2.41%	-1.25%	-2.56%	-5.39%	-17.73%	-33.06%	-17.84%	-30.49%
Performance p.a.	-	-	-	-5.41%	-9.31%	-12.54%	-3.85%	-5.42%
Sharpe ratio	-2.89	-0.61	-0.69	-0.79	-0.90	-1.03	-0.45	-0.52
Volatility	10.12%	10.06%	11.14%	11.39%	14.36%	15.64%	16.30%	17.40%
Worst month	-	-1.79%	-5.02%	-5.88%	-10.71%	-10.71%	-10.71%	-10.80%
Best month	-	5.29%	5.29%	5.29%	12.76%	12.76%	12.76%	12.76%
Maximum loss	-3.46%	-8.25%	-8.25%	-10.78%	-23.26%	-37.90%	-42.00%	-

Distribution permission

Austria, Germany, Switzerland

1 Important note on update status: The displayed date refers exclusively to the calculation of the NAV.

2 The Mountain-View Data Fund Rating calculates a comparative ranking for funds using yield, volatility and trend data. For more information visit [MVD Funds Rating](#)

3 Displays the Ethical-Dynamical Ratio calculated according to standard criteria. The maximum value is 100. For more information visit [EDA](#)

MSIF China A-shares Z USD / LU1735753516 / A2JAPF / MSIM Fund M. (IE)

Investment strategy

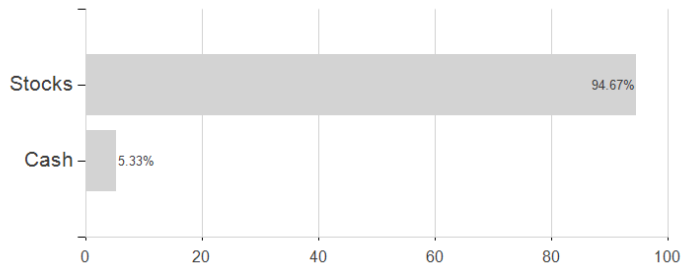
To invest in companies listed on the Shanghai Stock Exchange and/or Shenzhen Stock Exchange, via Stock Connect. The Fund will measure its performance against the MSCI China A Onshore Net Index (the "Benchmark"). The Fund is actively managed and is not designed to track the Benchmark. Therefore, the management of the Fund is not constrained by the composition of the Benchmark.

Investment goal

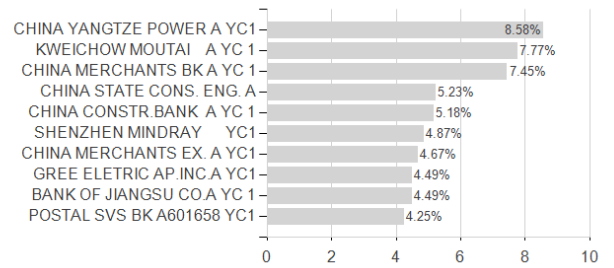
Long term growth of your investment. At least 70% of the Fund's investments will be in China A-Shares of companies, including depositary receipts.

Assessment Structure

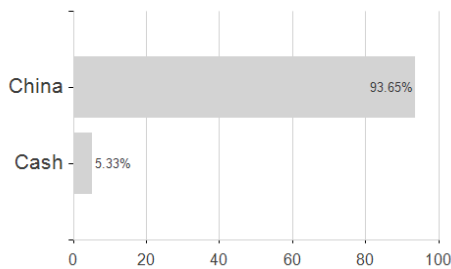
Assets



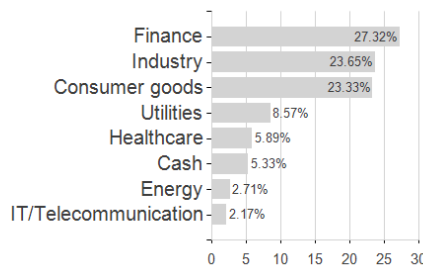
Largest positions



Countries



Branches



Currencies

