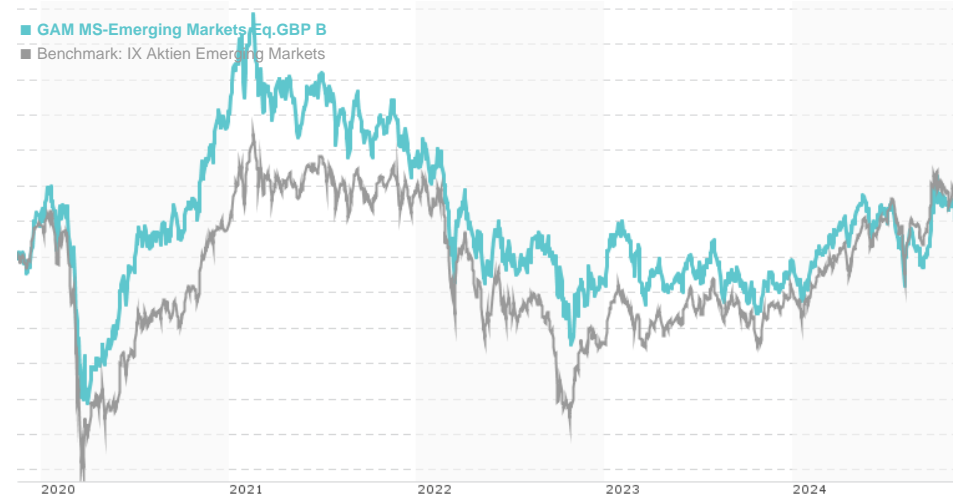


GAM MS-Emerging Markets Eq.GBP B / LU1112791956 / A14NLN / GAM (LU)

Last 11/14/2024 ¹	Region	Branch	Type of yield	Type
148.05 GBP	Emerging Markets	Mixed Sectors	reinvestment	Equity Fund



Risk key figures

SRI	1	2	3	4	5	6	7
Mountain-View Funds Rating ²	EDA ³						
	72						

Yearly Performance

2023	+3.33%
2022	-15.29%
2021	-5.22%
2020	+15.07%
2019	+15.68%

Master data		Conditions		Other figures	
-------------	--	------------	--	---------------	--

Fund type	Single fund	Issue surcharge	5.00%	Minimum investment	UNT 0
Category	Equity	Planned administr. fee	0.00%	Savings plan	-
Sub category	Mixed Sectors	Deposit fees	0.00%	UCITS / OGAW	Yes
Fund domicile	Luxembourg	Redemption charge	3.00%	Performance fee	0.00%
Tranch volume	(11/14/2024) USD 0.001 mill.	Ongoing charges	-	Redeployment fee	0.00%
Total volume	(11/14/2024) USD 40.06 mill.	Dividends		Investment company	
Launch date	2/25/2015	GAM (LU)			
KESt report funds	Yes	Grand-Rue 25, 1661, Luxembourg			
Business year start	01.07.	Luxembourg			
Sustainability type	-	https://www.gam.com			
Fund manager	Tim Love, Joaquim Nogueira				

Performance	1M	6M	YTD	1Y	2Y	3Y	5Y	Since start
Performance	-4.53%	-3.12%	+4.40%	+9.30%	+8.21%	-14.60%	+4.46%	+1.41%
Performance p.a.	-	-	-	+9.28%	+4.02%	-5.13%	+0.88%	+0.21%
Sharpe ratio	-4.18	-0.62	0.15	0.47	0.07	-0.50	-0.12	-0.17
Volatility	10.80%	14.75%	13.53%	13.37%	13.74%	16.15%	17.43%	16.89%
Worst month	-	-3.49%	-4.26%	-4.26%	-5.78%	-8.03%	-17.46%	-17.46%
Best month	-	4.56%	5.55%	5.55%	11.13%	11.13%	11.13%	11.13%
Maximum loss	-4.53%	-11.79%	-11.79%	-11.79%	-12.47%	-28.14%	-34.58%	-

Distribution permission

Austria, Germany, Switzerland, Luxembourg, Czech Republic

¹ Important note on update status: The displayed date refers exclusively to the calculation of the NAV.
² The Mountain-View Data Fund Rating calculates a comparative ranking for funds using yield, volatility and trend data. For more information visit [MVD Funds Rating](#)
³ Displays the Ethical-Dynamical Ratio calculated according to standard criteria. The maximum value is 100. For more information visit [EDA](#)

GAM MS-Emerging Markets Eq.GBP B / LU1112791956 / A14NLN / GAM (LU)

Investment strategy

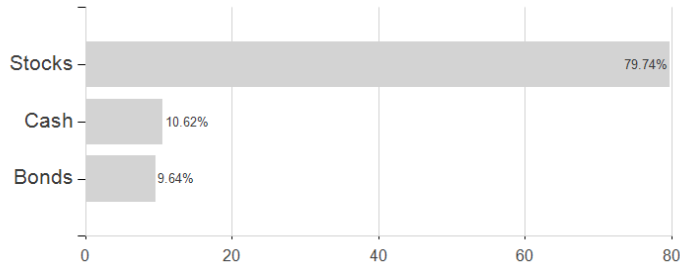
The Fund invests at least 70% of its assets in companies in emerging markets. Through the link between the Shanghai, Shenzhen and Hong Kong stock exchanges (Shanghai-Hong Kong Stock Connect and Shenzhen-Hong Kong Stock Connect), the Fund can invest directly in Chinese A shares. In addition, investments in Chinese B and H shares can be built up. The Fund may use complex financial instruments to hedge the Fund assets and to profit from promising investments. These instruments entail additional leverage and, as a result, the Fund assets may fluctuate significantly up or down.

Investment goal

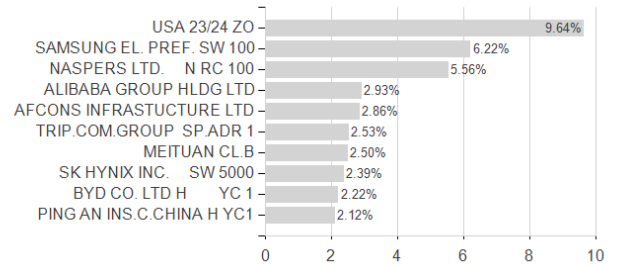
The aim of the sub-fund ("Fund") is to achieve long-term capital growth. For this purpose, the Fund invests in selected shares of companies in emerging economies.

Assessment Structure

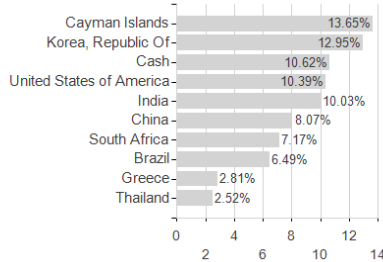
Assets



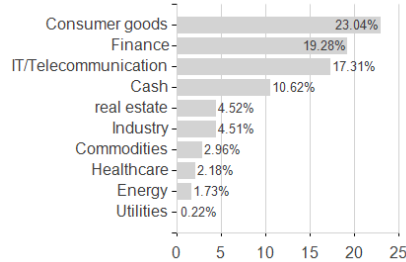
Largest positions



Countries



Branches



Currencies

