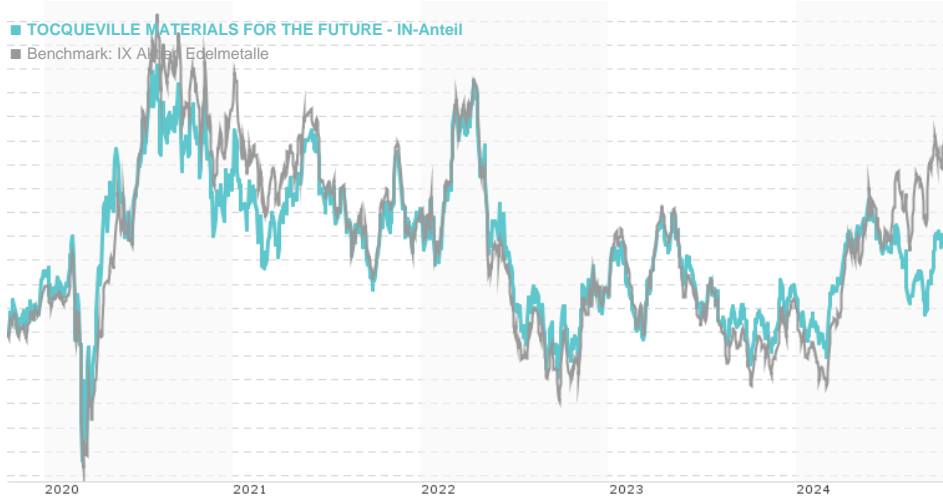


TOCQUEVILLE MATERIALS FOR THE FUTURE - IN-Anteil / FR0011285915 / A1J1FJ / LFDE

Last 10/16/2024 <sup>1</sup>	Region	Branch	Type of yield	Type
80.20 EUR	Worldwide	Sector Precious Metals	reinvestment	Equity Fund



Risk key figures

SRI	1	2	3	4	5	6	7	
Mountain-View Funds Rating <sup>2</sup>							EDA <sup>3</sup>	-

Yearly Performance

2023	+0.38%
2022	-14.64%
2021	-5.36%
2020	+17.88%
2019	+41.16%

Master data		Conditions		Other figures	
Fund type	Single fund	Issue surcharge	0.00%	Minimum investment	EUR 100,000.00
Category	Equity	Planned administr. fee	0.00%	Savings plan	-
Sub category	Sector Precious Metals	Deposit fees	0.00%	UCITS / OGAW	Yes
Fund domicile	France	Redemption charge	0.00%	Performance fee	0.00%
Tranch volume	(10/16/2024) EUR 0.697 mill.	Ongoing charges	-	Redeployment fee	0.00%
Total volume	(10/16/2024) EUR 33.76 mill.	<b>Dividends</b>		<b>Investment company</b>	
Launch date	2/27/2012			LFDE	
KESt report funds	No			53 avenue d'Iéna, 75 116, Paris	
Business year start	01.10.			France	
Sustainability type	-			https://www.lfde.com/fr-fr/	
Fund manager	Alvaro Ruiz-Navajas, Pierre Schang				

Performance	1M	6M	YTD	1Y	2Y	3Y	5Y	Since start
Performance	+9.26%	+2.26%	+12.01%	+18.36%	+25.55%	-0.90%	+19.70%	+35.34%
Performance p.a.	-	-	-	+18.30%	+12.05%	-0.30%	+3.66%	+4.80%
Sharpe ratio	10.44	0.07	0.60	0.72	0.37	-0.13	0.01	0.05
Volatility	18.26%	19.07%	20.27%	21.15%	23.96%	27.25%	33.00%	31.45%
Worst month	-	-5.25%	-5.91%	-5.91%	-11.25%	-12.05%	-14.03%	-14.03%
Best month	-	7.31%	15.03%	15.03%	15.03%	15.03%	42.95%	42.95%
Maximum loss	-2.92%	-18.75%	-18.75%	-18.75%	-25.31%	-40.74%	-41.85%	-

Distribution permission

Germany, Switzerland, Czech Republic

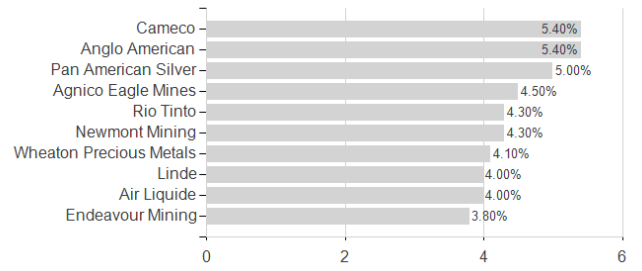
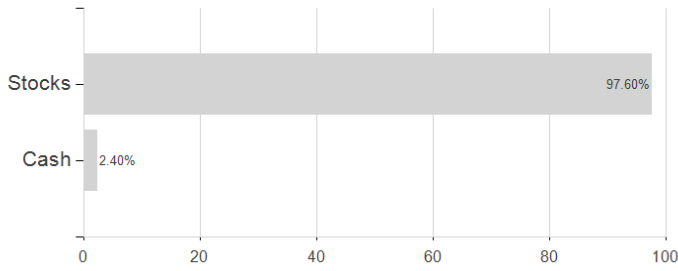
<sup>1</sup> Important note on update status: The displayed date refers exclusively to the calculation of the NAV.  
<sup>2</sup> The Mountain-View Data Fund Rating calculates a comparative ranking for funds using yield, volatility and trend data. For more information visit [MVD Funds Rating](#)  
<sup>3</sup> Displays the Ethical-Dynamical Ratio calculated according to standard criteria. The maximum value is 100. For more information visit [EDA](#)

**TOCQUEVILLE MATERIALS FOR THE FUTURE - IN-Anteil / FR0011285915 / A1J1FJ / LFDE**

Assessment Structure

Assets

Largest positions



Countries

Branches

Currencies

