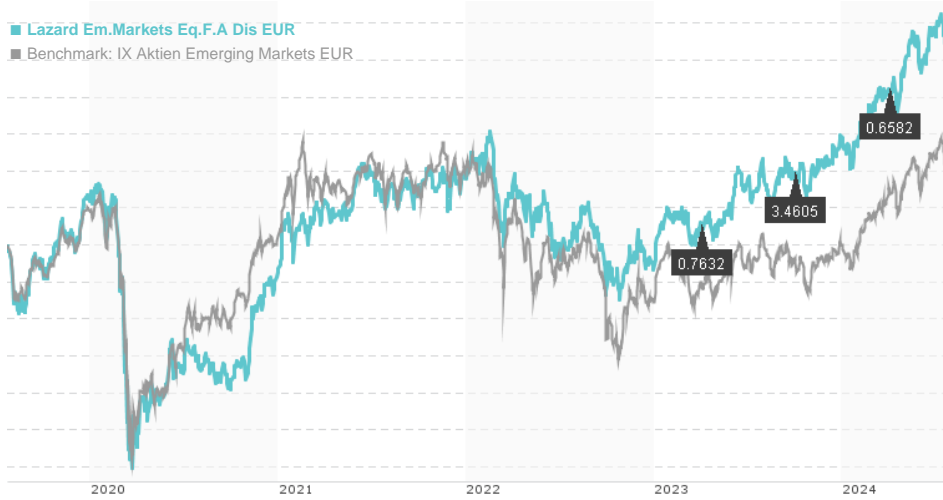


Lazard Em.Markets Eq.F.A Dis EUR / IE00B77H9381 / A1JULY / Lazard Fund M. (IE)

Last 07/23/2024 ¹	Region	Branch	Type of yield	Type
124.10 EUR	Emerging Markets	Mixed Sectors	paying dividend	Equity Fund



Risk key figures

SRI	1	2	3	4	5	6	7
Mountain-View Funds Rating ²	EDA ³						
	78						

Yearly Performance

2023	+18.76%
2022	-11.25%
2021	+12.50%
2020	-8.56%
2019	+19.61%

Master data		Conditions		Other figures	
Fund type	Single fund	Issue surcharge	3.00%	Minimum investment	USD 250,000.00
Category	Equity	Planned administr. fee	0.00%	Savings plan	-
Sub category	Mixed Sectors	Deposit fees	0.00%	UCITS / OGAW	Yes
Fund domicile	Ireland	Redemption charge	2.00%	Performance fee	0.00%
Tranch volume	(07/23/2024) USD 0.246 mill.	Ongoing charges	-	Redeployment fee	0.00%
Total volume	(07/23/2024) USD 209.65 mill.	Dividends		Investment company	
Launch date	3/1/2012	02.04.2024	0.66 EUR	Lazard Fund M. (IE)	
KESt report funds	Yes	02.10.2023	3.46 EUR		
Business year start	01.04.	03.04.2023	0.76 EUR	Ireland	
Sustainability type	-	03.10.2022	4.34 EUR	http://www.lazardnet.com	
Fund manager	Donald, Chopra, Chung, Emelianova, Floyd, Ramachandran, Shrestha, Wulfsohn	01.04.2022	0.65 EUR		

Performance	1M	6M	YTD	1Y	2Y	3Y	5Y	Since start
Performance	-0.12%	+14.44%	+11.61%	+18.51%	+27.22%	+19.71%	+28.31%	+29.60%
Performance p.a.	-	-	-	+18.51%	+12.81%	+6.17%	+5.11%	+4.25%
Sharpe ratio	-0.56	2.63	1.71	1.39	0.78	0.19	0.08	0.03
Volatility	9.16%	10.40%	10.59%	10.66%	11.71%	12.91%	17.31%	16.48%
Worst month	-	-1.39%	-1.39%	-3.05%	-8.70%	-8.70%	-20.11%	-20.11%
Best month	-	4.50%	4.50%	4.50%	8.33%	8.33%	11.61%	11.61%
Maximum loss	-2.94%	-4.29%	-4.29%	-6.31%	-12.37%	-19.71%	-35.57%	-

Distribution permission

Austria, Germany, Switzerland

¹ Important note on update status: The displayed date refers exclusively to the calculation of the NAV.

² The Mountain-View Data Fund Rating calculates a comparative ranking for funds using yield, volatility and trend data. For more information visit [MVD Funds Rating](#)

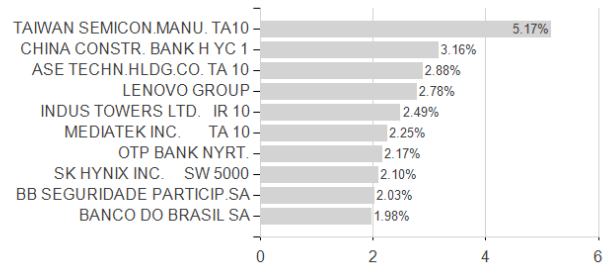
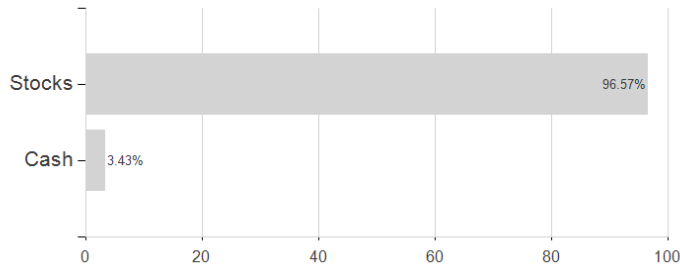
³ Displays the Ethical-Dynamical Ratio calculated according to standard criteria. The maximum value is 100. For more information visit [EDA](#)

Lazard Em.Markets Eq.F.A Dis EUR / IE00B77H9381 / A1JULY / Lazard Fund M. (IE)

Assessment Structure

Assets

Largest positions



Countries

Branches

Currencies

