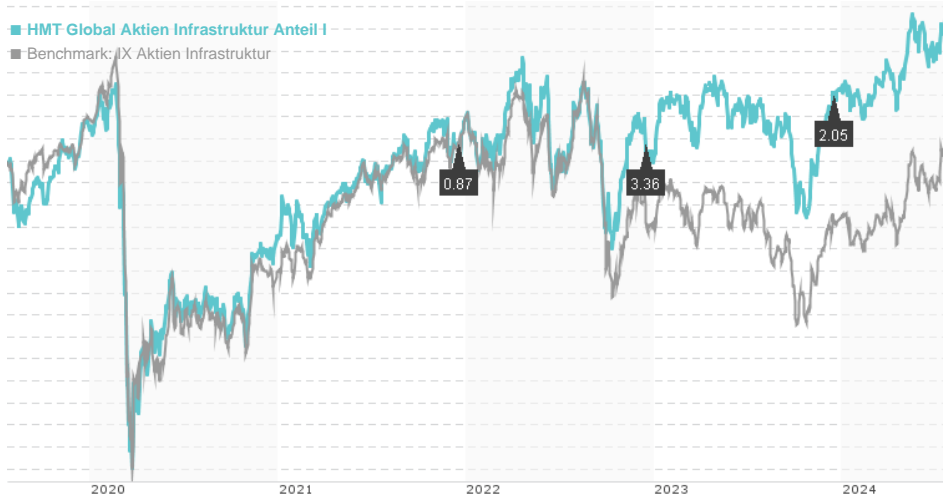


HMT Global Aktien Infrastruktur Anteil I / DE000A2DMV24 / A2DMV2 / Universal-Investment

| | | | | |
|------------------------------|-----------|----------------------|-----------------|-------------|
| Last 07/23/2024 ¹ | Region | Branch | Type of yield | Type |
| 98.70 EUR | Worldwide | Sector Infrastruktur | paying dividend | Equity Fund |



Risk key figures

| | | | | | | | |
|---|------------------|---|---|---|---|---|---|
| SRI | 1 | 2 | 3 | 4 | 5 | 6 | 7 |
| Mountain-View Funds Rating ² | EDA ³ | | | | | | |
| | 84 | | | | | | |

Yearly Performance

| | |
|------|---------|
| 2023 | +6.58% |
| 2022 | -3.75% |
| 2021 | +11.65% |
| 2020 | -9.55% |
| 2019 | +16.36% |

| Master data | | Conditions | | Other figures | |
|---------------------|------------------------------|------------------------|----------|--|----------------|
| Fund type | Single fund | Issue surcharge | 5.00% | Minimum investment | EUR 250,000.00 |
| Category | Equity | Planned administr. fee | 0.00% | Savings plan | - |
| Sub category | Sector Infrastruktur | Deposit fees | 0.10% | UCITS / OGAW | Yes |
| Fund domicile | Germany | Redemption charge | 0.00% | Performance fee | 15.00% |
| Tranch volume | (07/23/2024) EUR 25.17 mill. | Ongoing charges | - | Redeployment fee | 0.00% |
| Total volume | (07/23/2024) EUR 26.19 mill. | Dividends | | Investment company | |
| Launch date | 6/30/2017 | 15.12.2023 | 2.05 EUR | Universal-Investment | |
| KESt report funds | No | 15.12.2022 | 3.36 EUR | Theodor-Heuss-Allee 70, 60486, Frankfurt am Main | |
| Business year start | 01.11. | 15.12.2021 | 0.87 EUR | Germany | |
| Sustainability type | - | 15.12.2020 | 1.14 EUR | https://www.universal-investment.com | |
| Fund manager | - | 16.12.2019 | 2.02 EUR | | |

| Performance | 1M | 6M | YTD | 1Y | 2Y | 3Y | 5Y | Since start |
|------------------|--------|--------|--------|---------|---------|---------|---------|-------------|
| Performance | +1.77% | +7.11% | +5.84% | +6.95% | +10.10% | +13.81% | +12.91% | +11.76% |
| Performance p.a. | - | - | - | +6.95% | +4.93% | +4.40% | +2.46% | +1.59% |
| Sharpe ratio | 2.61 | 1.31 | 0.83 | 0.36 | 0.12 | 0.06 | -0.10 | -0.18 |
| Volatility | 8.06% | 8.45% | 8.46% | 9.09% | 10.55% | 10.99% | 13.12% | 11.83% |
| Worst month | - | -2.83% | -2.83% | -3.93% | -8.56% | -8.56% | -16.54% | -16.54% |
| Best month | - | 4.41% | 4.41% | 6.72% | 6.72% | 6.72% | 9.54% | 9.54% |
| Maximum loss | -1.51% | -4.22% | -4.22% | -10.19% | -14.08% | -15.82% | -32.66% | - |

Distribution permission

Germany

¹ Important note on update status: The displayed date refers exclusively to the calculation of the NAV.

² The Mountain-View Data Fund Rating calculates a comparative ranking for funds using yield, volatility and trend data. For more information visit [MVD Funds Rating](#)

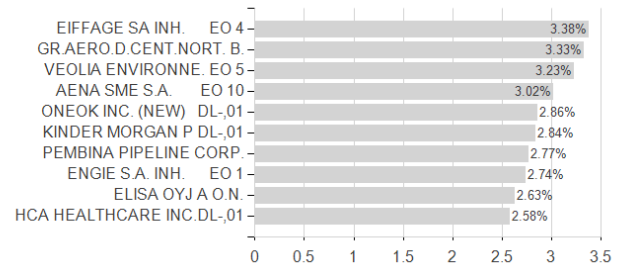
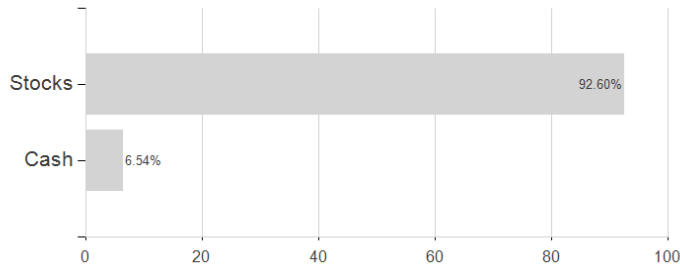
³ Displays the Ethical-Dynamical Ratio calculated according to standard criteria. The maximum value is 100. For more information visit [EDA](#)

HMT Global Aktien Infrastruktur Anteil I / DE000A2DMV24 / A2DMV2 / Universal-Investment

Assessment Structure

Assets

Largest positions



Countries

Branches

Currencies

