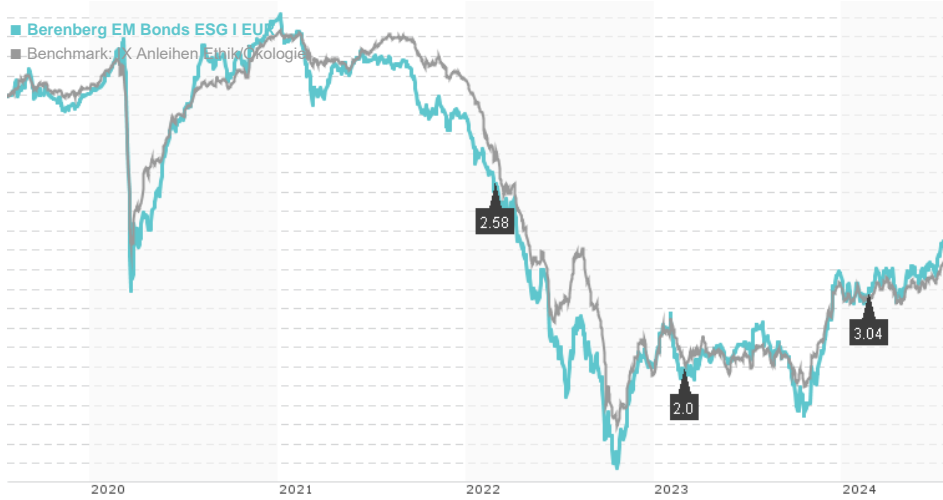


Berenberg EM Bonds ESG I EUR / LU1725431628 / A2H8YT / Universal-Inv. (LU)

Last 07/22/2024 ¹	Region	Branch	Type of yield	Type
77.51 EUR	Emerging Markets	Bonds: Mixed	paying dividend	Fixed-Income Fund



Risk key figures	
SRI	1 2 3 4 5 6 7
Mountain-View Funds Rating ²	EDA ³
▲▲▲▲▲▲	87

Yearly Performance	
2023	+5.64%
2022	-13.16%
2021	-4.70%
2020	+3.83%
2019	+7.52%

Master data		Conditions		Other figures	
Fund type	Single fund	Issue surcharge	0.00%	Minimum investment	EUR 500,000.00
Category	Bonds	Planned administr. fee	0.00%	Savings plan	-
Sub category	Bonds: Mixed	Deposit fees	0.10%	UCITS / OGAW	Yes
Fund domicile	Luxembourg	Redemption charge	0.00%	Performance fee	0.00%
Tranch volume	(07/22/2024) EUR 18.33 mill.	Ongoing charges	-	Redeployment fee	0.00%
Total volume	(07/22/2024) EUR 43.28 mill.	Dividends		Investment company	
Launch date	1/31/2018	20.02.2024	3.04 EUR	Universal-Inv. (LU)	
KESt report funds	Yes	27.02.2023	2.00 EUR	15, rue de Flaxweiler, 6776, Grevenmacher	
Business year start	01.01.	25.02.2022	2.58 EUR	Luxembourg	
Sustainability type	Ethics/ecology	02.03.2021	2.71 EUR	https://www.universal-investment.com	
Fund manager	Robert Reichle	18.03.2020	3.47 EUR		

Performance	1M	6M	YTD	1Y	2Y	3Y	5Y	Since start
Performance	+0.91%	+2.76%	+1.30%	+4.58%	+5.98%	-9.67%	-7.79%	-5.89%
Performance p.a.	-	-	-	+4.59%	+2.94%	-3.33%	-1.61%	-0.93%
Sharpe ratio	2.50	0.46	-0.31	0.18	-0.14	-1.34	-1.03	-1.00
Volatility	3.54%	4.14%	4.22%	4.97%	5.51%	5.24%	5.14%	4.63%
Worst month	-	-1.49%	-1.49%	-2.39%	-4.55%	-4.80%	-8.32%	-8.32%
Best month	-	1.12%	3.84%	3.99%	4.76%	4.76%	4.76%	4.76%
Maximum loss	-0.68%	-1.93%	-1.93%	-5.47%	-8.88%	-20.81%	-22.47%	-

Distribution permission

Austria, Germany, Switzerland

¹ Important note on update status: The displayed date refers exclusively to the calculation of the NAV.

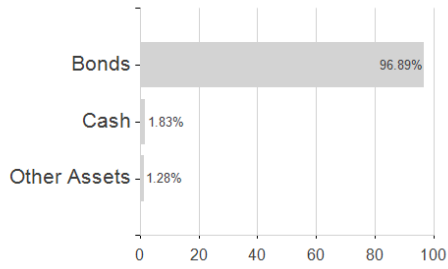
² The Mountain-View Data Fund Rating calculates a comparative ranking for funds using yield, volatility and trend data. For more information visit [MVD Funds Rating](#)

³ Displays the Ethical-Dynamical Ratio calculated according to standard criteria. The maximum value is 100. For more information visit [EDA](#)

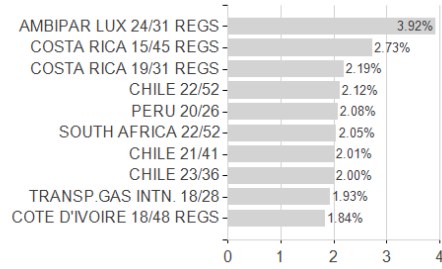
Berenberg EM Bonds ESG I EUR / LU1725431628 / A2H8YT / Universal-Inv. (LU)

Assessment Structure

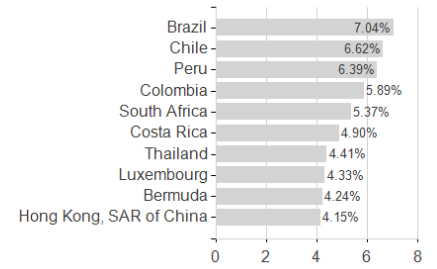
Assets



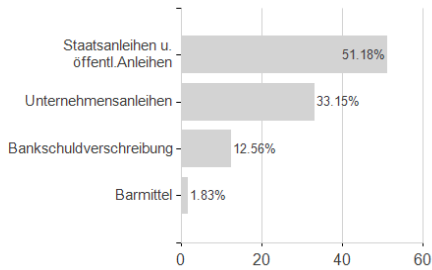
Largest positions



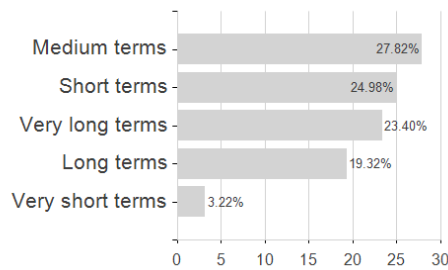
Countries



Issuer



Duration



Currencies

