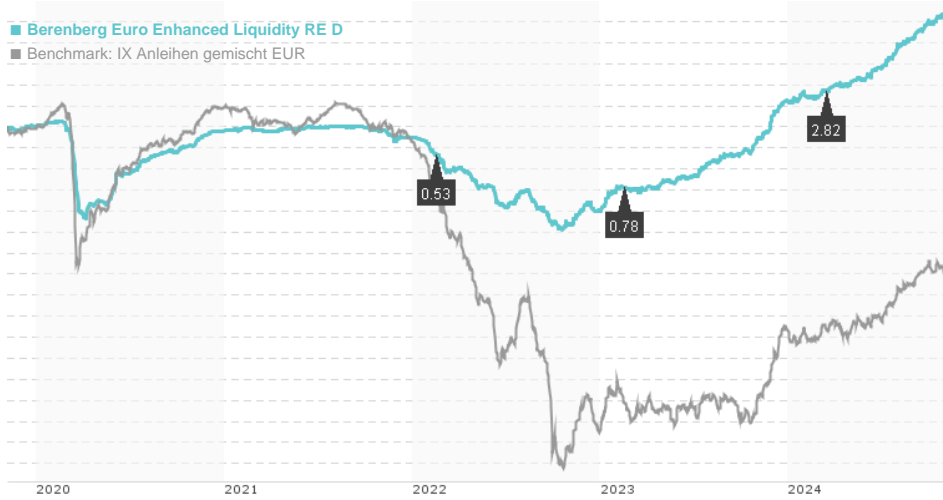


Berenberg Euro Enhanced Liquidity RE D / DE000A2H7PH3 / A2H7PH / Universal-Investment

Last 11/04/2024 ¹	Region	Branch	Type of yield	Type
99.46 EUR	Europe	Bonds: Mixed	paying dividend	Fixed-Income Fund



Risk key figures

SRI	1	2	3	4	5	6	7	
Mountain-View Funds Rating ²							EDA ³	77

Yearly Performance

2023	+5.45%
2022	-3.51%
2021	-0.27%
2020	-0.25%
2019	+1.85%

Master data		Conditions		Other figures	
Fund type	Single fund	Issue surcharge	5.00%	Minimum investment	UNT 0
Category	Bonds	Planned administr. fee	0.00%	Savings plan	Yes
Sub category	Bonds: Mixed	Deposit fees	0.05%	UCITS / OGAW	Yes
Fund domicile	Germany	Redemption charge	0.00%	Performance fee	0.00%
Tranch volume	(11/04/2024) EUR 13.10 mill.	Ongoing charges	-	Redeployment fee	0.00%
Total volume	(11/04/2024) EUR 170.26 mill.	Dividends		Investment company	
Launch date	3/21/2018	15.03.2024	2.82 EUR	Universal-Investment	
KESt report funds	Yes	15.02.2023	0.78 EUR	Theodor-Heuss-Allee 70, 60486, Frankfurt am Main	
Business year start	01.01.	15.02.2022	0.53 EUR	Germany	
Sustainability type	-	15.02.2021	0.54 EUR	https://www.universal-investment.com	
Fund manager	Felix Stern, Christian Bettinger	17.02.2020	0.48 EUR		

Performance	1M	6M	YTD	1Y	2Y	3Y	5Y	Since start
Performance	+0.27%	+2.95%	+3.88%	+5.78%	+10.33%	+5.35%	+5.30%	+5.25%
Performance p.a.	-	-	-	+5.80%	+5.03%	+1.75%	+1.04%	+0.78%
Sharpe ratio	0.19	3.42	1.77	2.97	2.03	-1.28	-1.97	-2.48
Volatility	0.87%	0.85%	0.88%	0.92%	0.96%	1.04%	1.04%	0.93%
Worst month	-	0.03%	-0.23%	-0.23%	-0.23%	-1.08%	-4.00%	-4.00%
Best month	-	0.88%	1.00%	1.01%	1.01%	1.01%	1.01%	1.01%
Maximum loss	-0.16%	-0.18%	-0.31%	-0.31%	-0.48%	-4.75%	-5.14%	-

Distribution permission

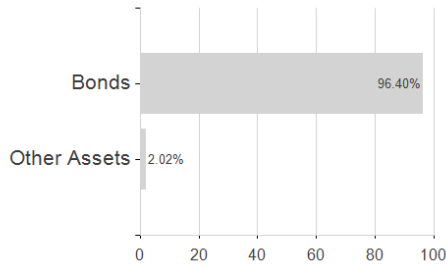
Austria, Germany, Czech Republic

¹ Important note on update status: The displayed date refers exclusively to the calculation of the NAV.
² The Mountain-View Data Fund Rating calculates a comparative ranking for funds using yield, volatility and trend data. For more information visit [MVD Funds Rating](#)
³ Displays the Ethical-Dynamical Ratio calculated according to standard criteria. The maximum value is 100. For more information visit [EDA](#)

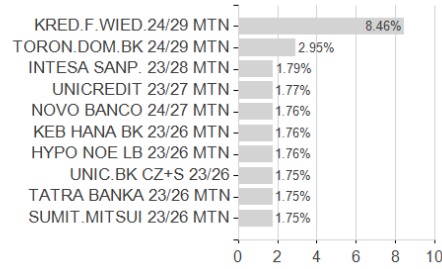
Berenberg Euro Enhanced Liquidity RE D / DE000A2H7PH3 / A2H7PH / Universal-Investment

Assessment Structure

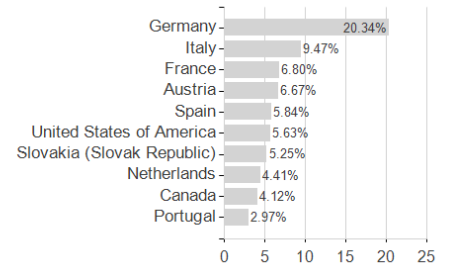
Assets



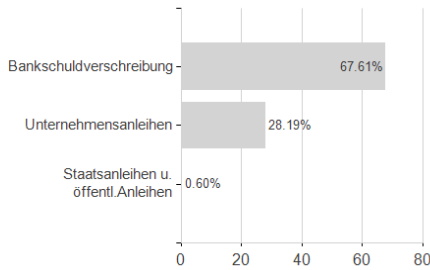
Largest positions



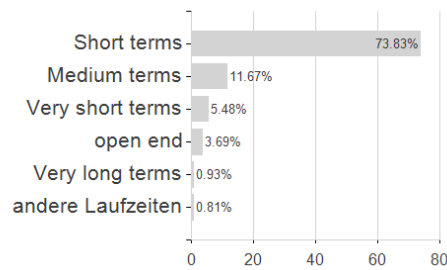
Countries



Issuer



Duration



Currencies

