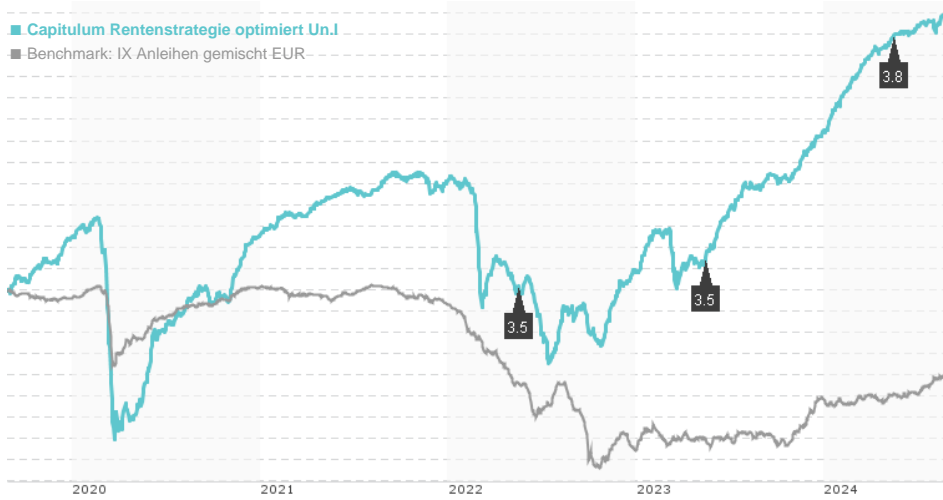


Capitulum Rentenstrategie optimiert Un.I / DE000A2H7NS5 / A2H7NS / Universal-Investment

Last 08/26/2024 <sup>1</sup>	Region	Branch	Type of yield	Type
94.94 EUR	Worldwide	Bonds: Mixed	paying dividend	Fixed-Income Fund



Risk key figures

SRI	1	2	3	4	5	6	7
Mountain-View Funds Rating <sup>2</sup>	EDA <sup>3</sup>						
	78						

Yearly Performance

2023	+12.85%
2022	-7.70%
2021	+4.94%
2020	+0.15%
2019	+9.52%

Master data		Conditions		Other figures	
Fund type	Single fund	Issue surcharge	5.00%	Minimum investment	EUR 100,000.00
Category	Bonds	Planned administr. fee	0.00%	Savings plan	-
Sub category	Bonds: Mixed	Deposit fees	0.03%	UCITS / OGAW	Yes
Fund domicile	Germany	Redemption charge	0.00%	Performance fee	20.00%
Tranch volume	(08/26/2024) EUR 32.30 mill.	Ongoing charges	-	Redeployment fee	0.00%
Total volume	(08/26/2024) EUR 50.04 mill.	Dividends		Investment company	
Launch date	4/9/2018	15.05.2024	3.80 EUR	Universal-Investment	
KESt report funds	No	15.05.2023	3.50 EUR	Theodor-Heuss-Allee 70, 60486, Frankfurt am Main	
Business year start	01.04.	16.05.2022	3.50 EUR	Germany	
Sustainability type	-	17.05.2021	3.80 EUR	https://www.universal-investment.com	
Fund manager	-	15.05.2020	4.76 EUR		

Performance	1M	6M	YTD	1Y	2Y	3Y	5Y	Since start
Performance	+0.42%	+4.88%	+9.50%	+14.50%	+28.25%	+14.19%	+25.48%	+23.67%
Performance p.a.	-	-	-	+14.55%	+13.23%	+4.52%	+4.64%	+3.41%
Sharpe ratio	0.53	3.32	5.55	4.75	2.53	0.21	0.21	-0.02
Volatility	2.97%	1.96%	2.07%	2.33%	3.84%	4.71%	5.22%	4.88%
Worst month	-	0.23%	0.23%	-0.50%	-3.14%	-5.58%	-15.30%	-15.30%
Best month	-	2.16%	2.18%	2.22%	5.55%	5.55%	5.55%	5.55%
Maximum loss	-0.91%	-0.91%	-0.91%	-0.91%	-5.30%	-16.24%	-19.56%	-

Distribution permission

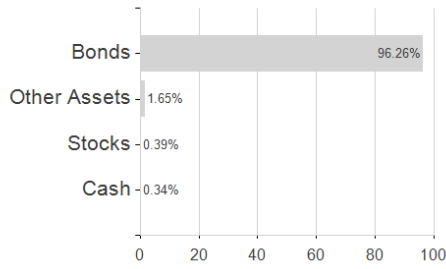
Germany

<sup>1</sup> Important note on update status: The displayed date refers exclusively to the calculation of the NAV.  
<sup>2</sup> The Mountain-View Data Fund Rating calculates a comparative ranking for funds using yield, volatility and trend data. For more information visit [MVD Funds Rating](#)  
<sup>3</sup> Displays the Ethical-Dynamical Ratio calculated according to standard criteria. The maximum value is 100. For more information visit [EDA](#)

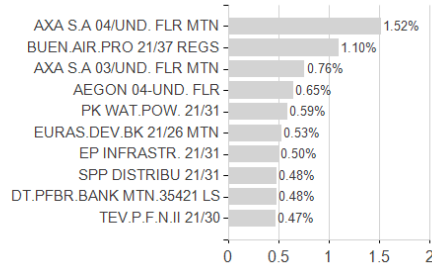
Capitulum Rentenstrategie optimiert Un.I / DE000A2H7NS5 / A2H7NS / Universal-Investment

Assessment Structure

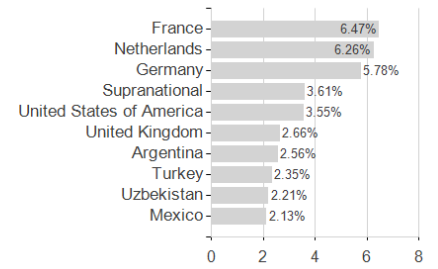
Assets



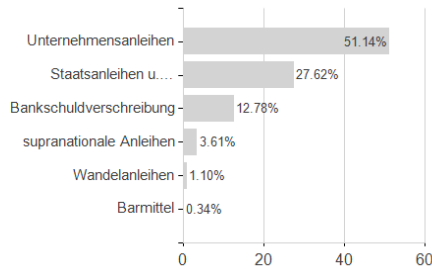
Largest positions



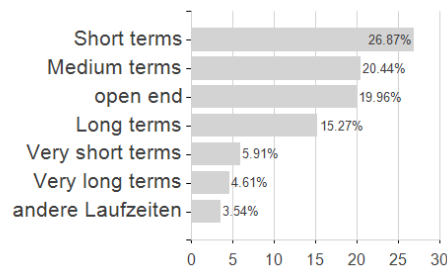
Countries



Issuer



Duration



Currencies

