

UBS(Lux)B.S.-Asian HY.(USD)P a.CHF H / LU0626907470 / A1JTTX / UBS AM S.A. (EU)

Last 10/31/2024 ¹	Region	Branch	Type of yield	Type
88.74 CHF	Asia	Corporate Bonds	reinvestment	Fixed-Income Fund



Risk key figures

SRI	1	2	3	4	5	6	7
Mountain-View Funds Rating ²	EDA ³						75

Yearly Performance

2023	-4.64%
2022	-27.58%
2021	-19.01%
2020	+2.25%
2019	+10.41%

Master data		Conditions		Other figures	
Fund type	Single fund	Issue surcharge	3.00%	Minimum investment	UNT 0
Category	Bonds	Planned administr. fee	0.00%	Savings plan	-
Sub category	Corporate Bonds	Deposit fees	0.00%	UCITS / OGAW	Yes
Fund domicile	Luxembourg	Redemption charge	0.00%	Performance fee	0.00%
Tranch volume	(10/31/2024) USD 2.63 mill.	Ongoing charges	-	Redeployment fee	0.00%
Total volume	(10/31/2024) USD 861.02 mill.	Dividends		Investment company	
Launch date	2/17/2012	UBS AM S.A. (EU)			
KESt report funds	Yes	33A avenue J.F. Kennedy, 1855, Luxembourg			
Business year start	01.06.	Luxembourg			
Sustainability type	-	https://www.ubs.com			
Fund manager	Raymond Gui, Smit Rastogi, Lewis Teo				

Performance	1M	6M	YTD	1Y	2Y	3Y	5Y	Since start
Performance	+0.85%	+7.41%	+12.44%	+19.76%	+40.06%	-23.47%	-35.22%	-32.28%
Performance p.a.	-	-	-	+19.70%	+18.32%	-8.54%	-8.31%	-5.78%
Sharpe ratio	2.33	3.63	2.84	3.61	1.79	-1.00	-1.07	-0.94
Volatility	3.20%	3.35%	4.26%	4.63%	8.54%	11.65%	10.63%	9.45%
Worst month	-	-1.38%	-1.38%	-1.38%	-13.68%	-13.68%	-13.68%	-13.68%
Best month	-	2.60%	2.75%	4.98%	19.05%	19.05%	19.05%	19.05%
Maximum loss	-0.64%	-2.22%	-2.22%	-2.22%	-19.28%	-47.33%	-55.78%	-

Distribution permission

Austria, Germany, Switzerland, Czech Republic

1 Important note on update status: The displayed date refers exclusively to the calculation of the NAV.
 2 The Mountain-View Data Fund Rating calculates a comparative ranking for funds using yield, volatility and trend data. For more information visit [MVD Funds Rating](#)
 3 Displays the Ethical-Dynamical Ratio calculated according to standard criteria. The maximum value is 100. For more information visit [EDA](#)
 DISCLAIMER: The information on this page are for informational purposes only and should neither an offer to sell nor a solicitation for the purchase of the security or recommendation in favor of the security to be understood. baha GmbH assumes no liability despite thorough searches for the accuracy of the data.
 Funds data from: www.mountain-view.com. Fact Sheet created by: www.baha.com
 Created: 11/04/2024

UBS(Lux)B.S.-Asian HY.(USD)P a.CHF H / LU0626907470 / A1JTTX / UBS AM S.A. (EU)

Investment strategy

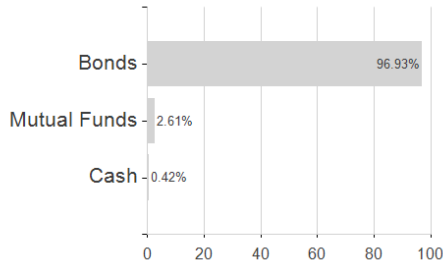
Although a portion of the portfolio may be invested in the same instruments and at the same weightings as the benchmark, the Portfolio Manager is not bound by the benchmark when selecting instruments. In particular, the Portfolio Manager may, at its discretion, invest in bonds of issuers not included in the benchmark and/or structure the proportion of investments in sectors differently from their weighting in the benchmark in order to take advantage of investment opportunities. In times of high market volatility, the sub-fund's performance may therefore deviate significantly from the benchmark.

Investment goal

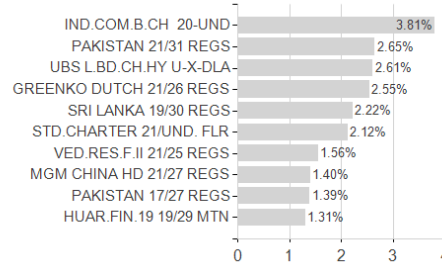
The actively managed sub-fund invests primarily in high-yield corporate bonds from debtors in Asia that must meet strict criteria. It can also invest opportunistically in Asian local currencies.

Assessment Structure

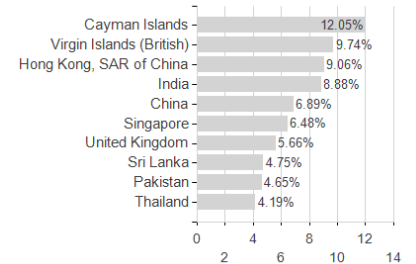
Assets



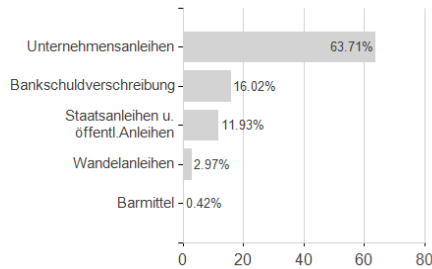
Largest positions



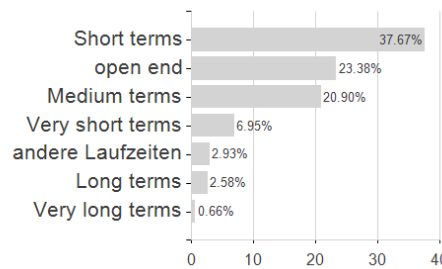
Countries



Issuer



Duration



Currencies

