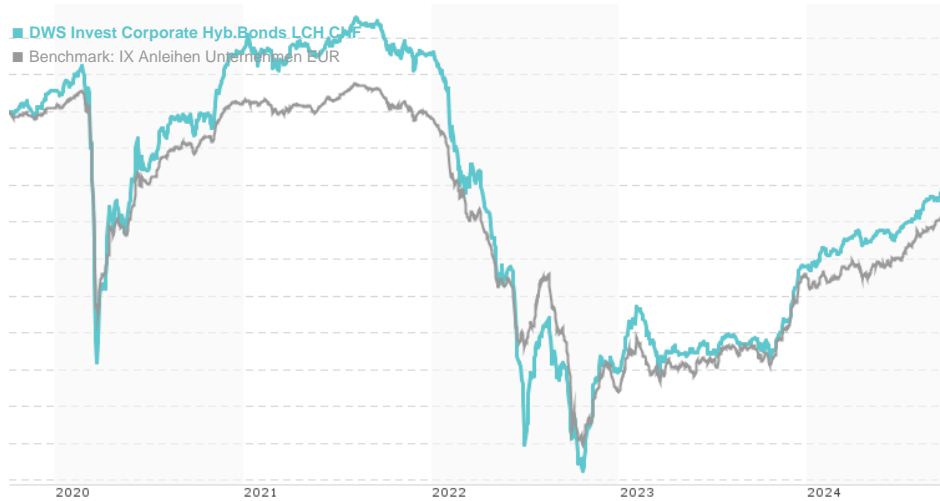


DWS Invest Corporate Hyb.Bonds LCH CHF / LU1292896609 / DWS2DG / DWS Investment SA

| Last 10/02/2024 ¹ | Region | Branch | Type of yield | Type |
|------------------------------|-----------|-----------------|---------------|-------------------|
| 116.27 CHF | Worldwide | Corporate Bonds | reinvestment | Fixed-Income Fund |



Risk key figures

SRI 1 2 3 4 5 6 7

Mountain-View Funds Rating²

EDA³

▲ ▲ ▲ ▲ ▲ ▲

65

Yearly Performance

| | |
|------|---------|
| 2023 | +6.63% |
| 2022 | -16.72% |
| 2021 | -0.14% |
| 2020 | +2.16% |
| 2019 | +12.05% |

| Master data | | Conditions | | Other figures | |
|---------------------|-------------------------------|--|-------|--------------------|-------|
| Fund type | Single fund | Issue surcharge | 3.00% | Minimum investment | UNT 0 |
| Category | Bonds | Planned administr. fee | 0.00% | Savings plan | - |
| Sub category | Corporate Bonds | Deposit fees | 0.00% | UCITS / OGAW | Yes |
| Fund domicile | Luxembourg | Redemption charge | 0.00% | Performance fee | 0.00% |
| Tranch volume | (10/02/2024) EUR 1.24 mill. | Ongoing charges | - | Redeployment fee | 0.00% |
| Total volume | (07/31/2024) EUR 243.98 mill. | Dividends | | Investment company | |
| Launch date | 10/15/2015 | DWS Investment SA | | | |
| KESr report funds | No | Mainzer Landstraße 11-17, 60329, Frankfurt am Main | | | |
| Business year start | 01.01. | Germany | | | |
| Sustainability type | - | https://www.dws.de | | | |
| Fund manager | Berger, Max | | | | |

| Performance | 1M | 6M | YTD | 1Y | 2Y | 3Y | 5Y | Since start |
|------------------|--------|--------|--------|--------|---------|---------|---------|-------------|
| Performance | +0.75% | +2.97% | +4.87% | +9.93% | +16.70% | -7.48% | -4.03% | +0.70% |
| Performance p.a. | - | - | - | +9.90% | +8.03% | -2.56% | -0.82% | +0.11% |
| Sharpe ratio | 4.73 | 1.90 | 2.23 | 3.45 | 1.50 | -1.28 | -0.83 | -0.69 |
| Volatility | 1.31% | 1.45% | 1.47% | 1.94% | 3.19% | 4.54% | 4.91% | 4.56% |
| Worst month | - | -0.27% | -0.40% | -0.40% | -1.04% | -10.50% | -10.50% | -10.50% |
| Best month | - | 1.03% | 2.69% | 2.69% | 4.01% | 7.16% | 7.16% | 7.16% |
| Maximum loss | -0.21% | -0.88% | -0.88% | -1.14% | -4.30% | -22.51% | -23.44% | - |

Distribution permission

Austria, Germany, Switzerland, Czech Republic

¹ Important note on update status: The displayed date refers exclusively to the calculation of the NAV.

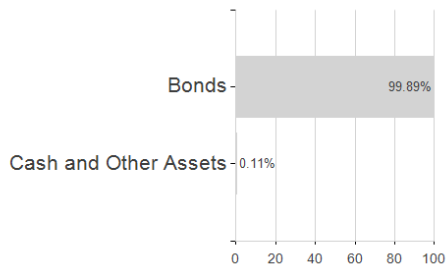
² The Mountain-View Data Fund Rating calculates a comparative ranking for funds using yield, volatility and trend data. For more information visit [MVD Funds Rating](#)

³ Displays the Ethical-Dynamical Ratio calculated according to standard criteria. The maximum value is 100. For more information visit [EDA](#)


DWS Invest Corporate Hyb.Bonds LCH CHF / LU1292896609 / DWS2DG / DWS Investment SA

Assessment Structure

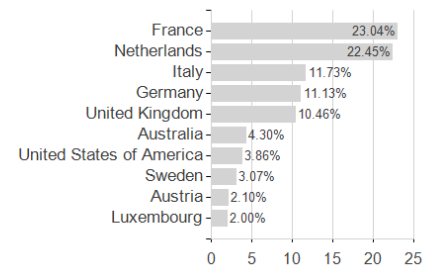
Assets



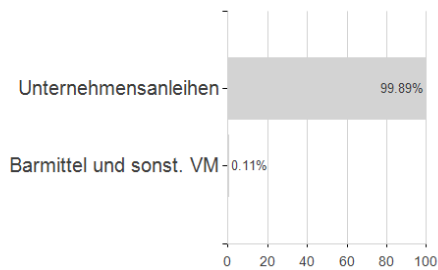
Largest positions



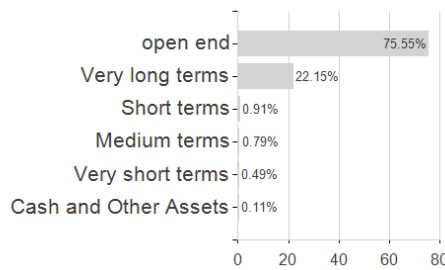
Countries



Issuer



Duration



Currencies

