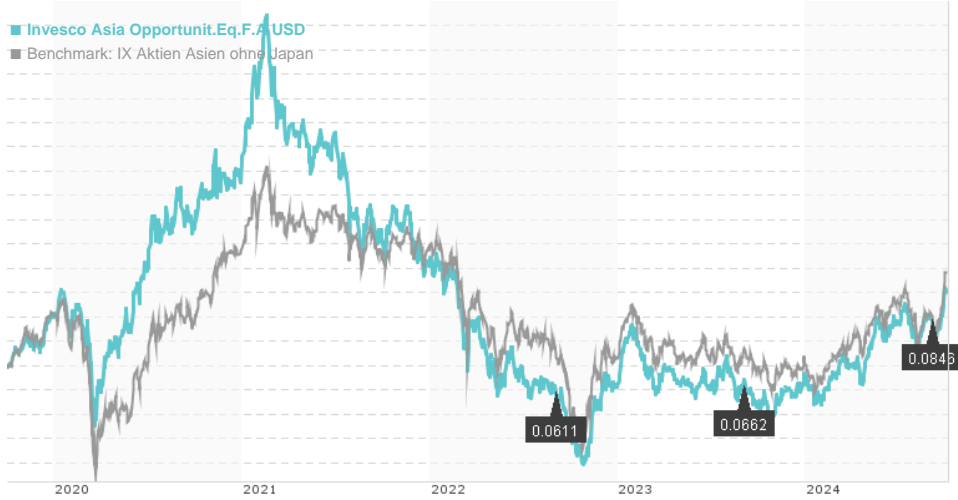


**Invesco Asia Opportunit.Eq.F.A USD / LU1762219688 / A2JD58 / Invesco Management**

Last 10/01/2024 <sup>1</sup>	Region	Branch	Type of yield	Type
9.85 USD	Asia (excl. Japan)	Mixed Sectors	paying dividend	Equity Fund



**Risk key figures**

SRI	1	2	3	4	5	6	7
Mountain-View Funds Rating <sup>2</sup>	EDA <sup>3</sup>						
	69						

**Yearly Performance**

2023	+2.61%
2022	-21.55%
2021	-14.53%
2020	+30.03%
2019	+16.73%

Master data		Conditions		Other figures	
Fund type	Single fund	Issue surcharge	5.00%	Minimum investment	USD 1,500.00
Category	Equity	Planned administr. fee	0.00%	Savings plan	-
Sub category	Mixed Sectors	Deposit fees	0.01%	UCITS / OGAW	Yes
Fund domicile	Luxembourg	Redemption charge	0.00%	Performance fee	0.00%
Tranch volume	(10/01/2024) USD 29.15 mill.	Ongoing charges	-	Redeployment fee	0.00%
Total volume	(10/01/2024) USD 335.22 mill.	Dividends		Investment company	
Launch date	3/8/2018	02.09.2024	0.08 USD	Invesco Management	
KESt report funds	Yes	01.09.2023	0.07 USD	An der Welle 5, 60322, Frankfurt am Main	
Business year start	29.02.	01.09.2022	0.06 USD	Germany	
Sustainability type	-	01.09.2020	0.02 USD	https://www.de.invesco.com	
Fund manager	Mike Shiao, Simon Jeong	02.09.2019	0.04 USD		

Performance	1M	6M	YTD	1Y	2Y	3Y	5Y	Since start
Performance	+5.35%	+15.04%	+17.07%	+24.08%	+37.06%	-7.66%	+14.72%	+2.55%
Performance p.a.	-	-	-	+24.08%	+17.10%	-2.62%	+2.78%	+0.38%
Sharpe ratio	5.49	1.71	1.25	1.32	0.81	-0.32	-0.03	-0.16
Volatility	16.26%	17.05%	16.09%	15.81%	17.03%	18.49%	19.97%	18.98%
Worst month	-	-1.17%	-6.48%	-6.48%	-7.73%	-11.27%	-11.43%	-13.02%
Best month	-	4.96%	5.92%	6.20%	17.69%	17.69%	17.69%	17.69%
Maximum loss	-3.64%	-11.20%	-11.20%	-11.20%	-18.35%	-40.06%	-53.74%	-

**Distribution permission**

Austria, Germany, Switzerland, Czech Republic

<sup>1</sup> Important note on update status: The displayed date refers exclusively to the calculation of the NAV.  
<sup>2</sup> The Mountain-View Data Fund Rating calculates a comparative ranking for funds using yield, volatility and trend data. For more information visit [MVD Funds Rating](#)  
<sup>3</sup> Displays the Ethical-Dynamical Ratio calculated according to standard criteria. The maximum value is 100. For more information visit [EDA](#)

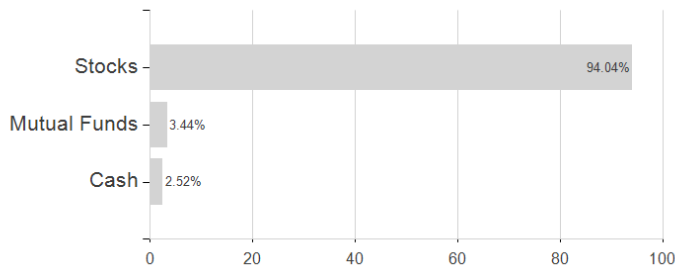
**Invesco Asia Opportunit.Eq.F.A USD / LU1762219688 / A2JD58 / Invesco Management**

**Investment goal**

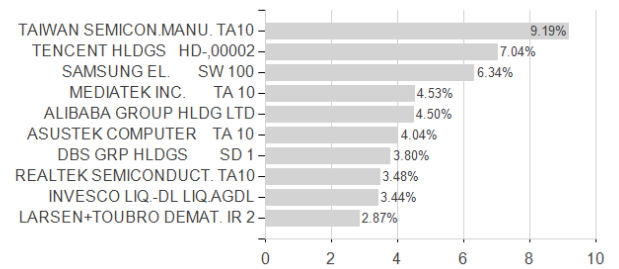
The Fund aims to provide long-term capital growth from a diversified portfolio of investments in Asian companies, with the potential for growth, including investments in small to medium-sized companies with a market capitalisation of less than US\$1 billion.

**Assessment Structure**

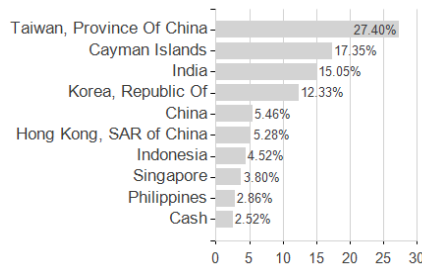
**Assets**



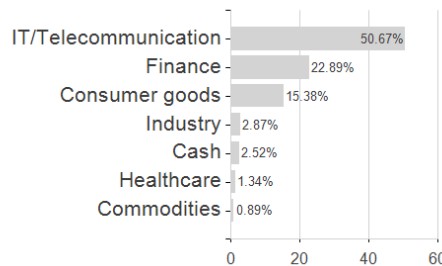
**Largest positions**



**Countries**



**Branches**



**Currencies**

