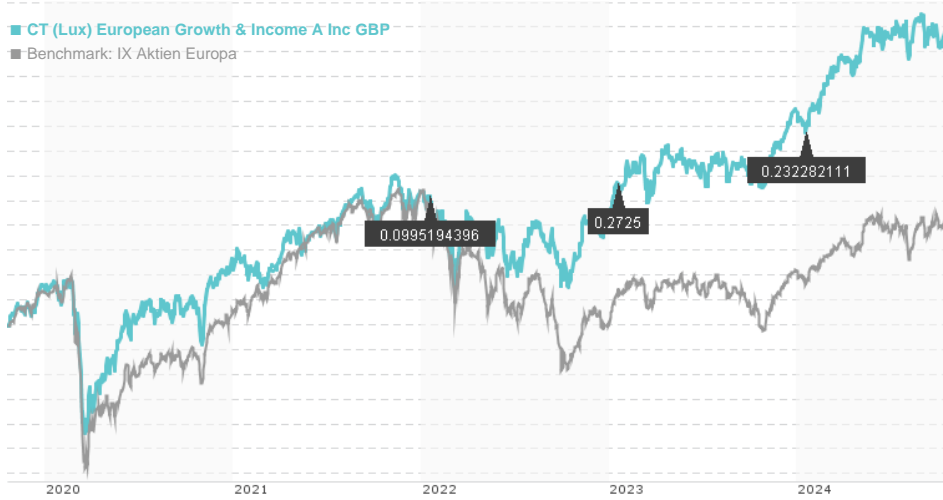


CT (Lux) European Growth & Income A Inc GBP / LU0515381027 / A1H7RT / Carne Gl. Fd. M.(LU)

Last 10/17/2024 ¹	Region	Branch	Type of yield	Type
28.11 GBP	Europe	Mixed Sectors	paying dividend	Equity Fund



Risk key figures

SRI	1	2	3	4	5	6	7
Mountain-View Funds Rating ²	EDA ³						
	80						

Yearly Performance

2023	+19.36%
2022	-5.35%
2021	+14.10%
2020	+4.14%
2019	+23.55%

Master data		Conditions		Other figures	
Fund type	Single fund	Issue surcharge	5.00%	Minimum investment	EUR 2,500.00
Category	Equity	Planned administr. fee	0.00%	Savings plan	-
Sub category	Mixed Sectors	Deposit fees	0.50%	UCITS / OGAW	Yes
Fund domicile	Luxembourg	Redemption charge	0.00%	Performance fee	0.00%
Tranch volume	(10/17/2024) EUR 31.13 mill.	Ongoing charges	-	Redeployment fee	0.00%
Total volume	-	Dividends		Investment company	
Launch date	9/30/2010	17.01.2024	0.23 GBP	Carne Gl. Fd. M.(LU)	
KESt report funds	Yes	17.01.2023	0.27 GBP	3 Rue Jean Piret, 2350, Luxembourg	
Business year start	01.10.	17.01.2022	0.10 GBP	Luxembourg	
Sustainability type	-	15.01.2021	0.01 GBP	www.carnegroup.com	
Fund manager	David Moss	21.01.2020	0.14 GBP		

Performance	1M	6M	YTD	1Y	2Y	3Y	5Y	Since start
Performance	-1.06%	+5.28%	+10.54%	+19.57%	+45.08%	+28.21%	+57.65%	+60.93%
Performance p.a.	-	-	-	+19.52%	+20.42%	+8.64%	+9.52%	+7.54%
Sharpe ratio	-1.29	0.67	0.95	1.54	1.45	0.37	0.39	0.27
Volatility	11.88%	11.27%	10.77%	10.62%	11.85%	14.64%	16.40%	15.80%
Worst month	-	-2.60%	-2.60%	-2.60%	-2.60%	-6.46%	-12.92%	-12.92%
Best month	-	3.24%	4.73%	6.06%	6.95%	6.96%	12.74%	12.74%
Maximum loss	-2.94%	-4.85%	-4.85%	-4.85%	-7.07%	-17.93%	-28.33%	-

Distribution permission

Austria, Germany, Switzerland, Luxembourg, Czech Republic

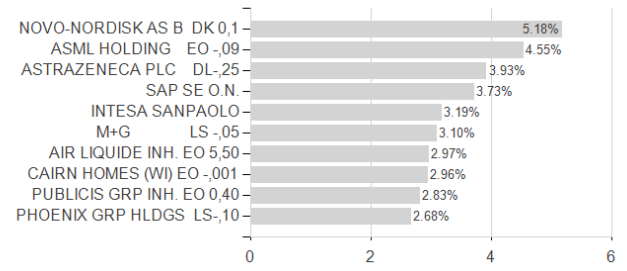
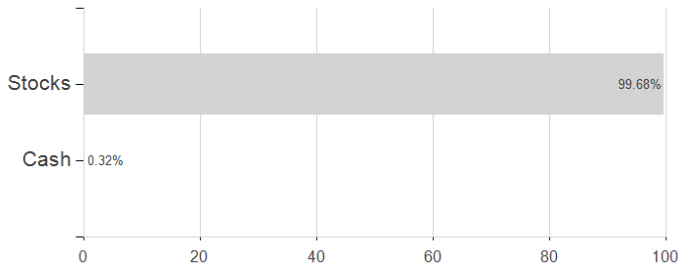
1 Important note on update status: The displayed date refers exclusively to the calculation of the NAV.
 2 The Mountain-View Data Fund Rating calculates a comparative ranking for funds using yield, volatility and trend data. For more information visit [MVD Funds Rating](#)
 3 Displays the Ethical-Dynamical Ratio calculated according to standard criteria. The maximum value is 100. For more information visit [EDA](#)

CT (Lux) European Growth & Income A Inc GBP / LU0515381027 / A1H7RT / Carne GI. Fd. M.(LU)

Assessment Structure

Assets

Largest positions



Countries

Branches

Currencies

