

UBAM-Swiss Eq. UC CHF / LU0862308441 / A14VUY / UBP AM (EU)

Last 11/13/2024 ¹	Country	Branch	Type of yield	Type
451.80 CHF	Switzerland	Mixed Sectors	reinvestment	Equity Fund

■ UBAM-Swiss Eq. UC CHF
■ Benchmark: IX Aktien Schweiz



Risk key figures

SRI 1 2 3 4 5 6 7

Mountain-View Funds Rating² EDA³
 87

Yearly Performance

2023	+6.11%
2022	-27.81%
2021	+27.02%
2020	+7.49%
2019	+33.58%

Master data		Conditions		Other figures	
Fund type	Single fund	Issue surcharge	3.00%	Minimum investment	UNT 0
Category	Equity	Planned administr. fee	0.00%	Savings plan	-
Sub category	Mixed Sectors	Deposit fees	0.00%	UCITS / OGAW	Yes
Fund domicile	Luxembourg	Redemption charge	0.00%	Performance fee	0.00%
Tranch volume	(11/13/2024) CHF 98.79 mill.	Ongoing charges	-	Redeployment fee	0.00%
Total volume	(11/13/2024) CHF 1,749.43 mill.	Dividends		Investment company	
Launch date	3/17/2014	UBP AM (EU)			
KEST report funds	Yes	96-98, rue du Rhône, 1211, Geneva			
Business year start	01.01.	Switzerland			
Sustainability type	-	http://www.ubp.ch			
Fund manager	-				

Performance	1M	6M	YTD	1Y	2Y	3Y	5Y	Since start
Performance	-3.29%	+1.42%	+10.97%	+18.57%	+13.15%	-14.41%	+21.44%	+33.30%
Performance p.a.	-	-	-	+18.52%	+6.37%	-5.06%	+3.96%	+4.40%
Sharpe ratio	-3.23	-0.01	0.86	1.40	0.28	-0.54	0.06	0.09
Volatility	11.29%	12.58%	11.38%	11.09%	11.97%	15.09%	16.35%	15.48%
Worst month	-	-3.44%	-3.44%	-3.44%	-6.56%	-9.59%	-9.59%	-9.59%
Best month	-	5.80%	5.80%	7.27%	7.27%	7.27%	8.18%	8.18%
Maximum loss	-3.93%	-6.79%	-6.79%	-6.79%	-13.91%	-33.83%	-33.83%	-

Distribution permission

Austria, Germany, Switzerland, Luxembourg, Czech Republic

¹ Important note on update status: The displayed date refers exclusively to the calculation of the NAV.

² The Mountain-View Data Fund Rating calculates a comparative ranking for funds using yield, volatility and trend data. For more information visit [MVD Funds Rating](#)

DISCLAIMER: The information on this page are for informational purposes only and should neither an offer to sell nor a solicitation for the purchase of the security or recommendation in favor of the security to be understood. baha GmbH assumes no liability despite thorough searches for the accuracy of the data.

Funds data from: www.mountain-view.com. Fact Sheet created by: www.baha.com

UBAM-Swiss Eq. UC CHF / LU0862308441 / A14VUY / UBP AM (EU)

Investment strategy

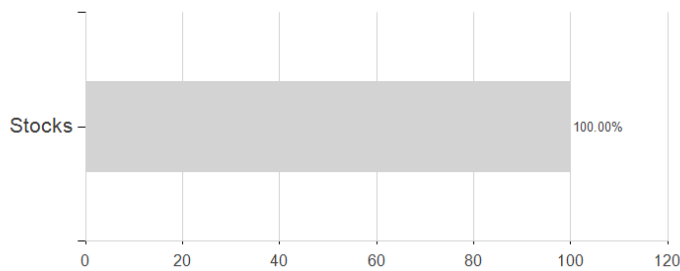
The Environmental, Social and Governance (ESG) approach is embedded in the investment process of the sub fund and the selection of stocks include ESG considerations which can be an important driver for risks associated with an investment and for maintaining or improving Cash Flow Returns on Investment (CFROI® Credit Suisse HOLT) of a company. The qualitative sustainable analysis is partly based on inputs provided by MSCI ESG Research and on the Investment Manager's own analysis. The primary sustainable objective of the Fund is to promote a carbon footprint lower than the SPI (the "Benchmark"). The Investment Manager performs a negative screening and a norm-based screening to filter the investment universe. ESG related information is entering the suitability screen of the stock selection process. The portfolio construction will consider ESG criteria as well as the contribution to risk that arises from ESG exposures. Company specific and portfolio factors including ESG developments are considered when constructing and monitoring the portfolio.

Investment goal

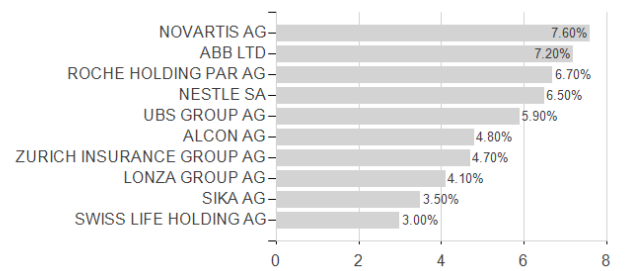
The Fund seeks to grow your capital and generate income by investing primarily in Swiss equities or equivalent. The Fund is actively managed.

Assessment Structure

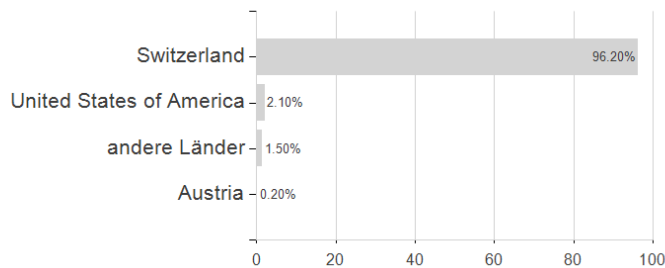
Assets



Largest positions



Countries



Branches

