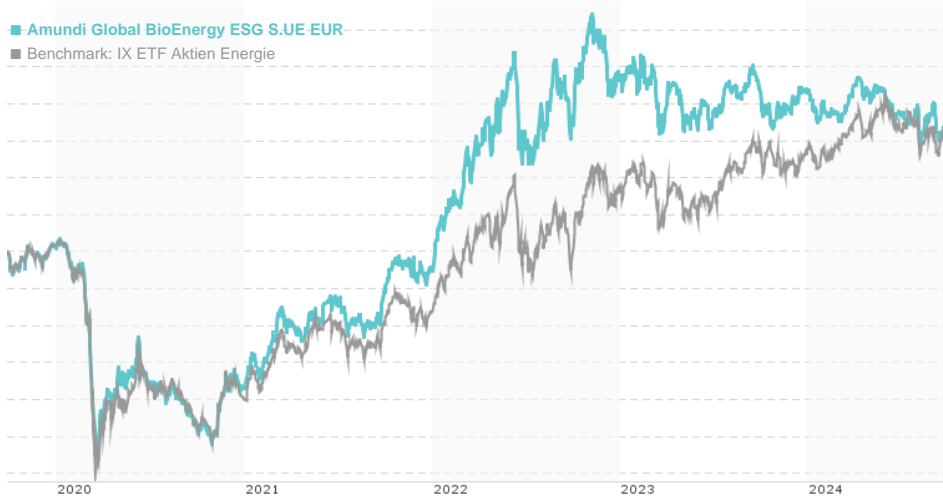


Amundi Global BioEnergy ESG S.UE EUR / LU1681046006 / A2H57Y / Amundi Luxembourg

Last 09/25/2024 ¹	Region	Branch	Type of yield	Type
355.44 EUR	Worldwide	ETF Stocks	reinvestment	Alternative Investm.



Risk key figures

SRI	1	2	3	4	5	6	7	
Mountain-View Funds Rating ²							EDA ³	92

Yearly Performance

2023	-2.82%
2022	+55.09%
2021	+49.86%
2020	-37.49%
2019	+12.86%

Master data		Conditions		Other figures	
Fund type	Single fund	Issue surcharge	3.00%	Minimum investment	UNT 1
Category	Equity	Planned administr. fee	0.00%	Savings plan	-
Sub category	ETF Stocks	Deposit fees	0.00%	UCITS / OGAW	Yes
Fund domicile	Luxembourg	Redemption charge	0.00%	Performance fee	0.00%
Tranch volume	(09/25/2024) EUR 33.23 mill.	Ongoing charges	-	Redeployment fee	0.00%
Total volume	(11/08/2022) EUR 102.95 mill.	Dividends		Investment company	
Launch date	1/31/2018	Amundi Luxembourg			
KESt report funds	Yes	5 allée Scheffer, L-2520, Luxembourg			
Business year start	01.10.	Luxembourg			
Sustainability type	New energies	https://www.amundi.lu			
Fund manager	Lionel Brafman, Zhicong Mou, Pierre Maigniez				

Performance	1M	6M	YTD	1Y	2Y	3Y	5Y	Since start
Performance	-3.96%	-7.64%	-7.89%	-10.05%	+0.81%	+48.60%	+32.01%	+30.64%
Performance p.a.	-	-	-	-10.02%	+0.41%	+14.13%	+5.71%	+4.10%
Sharpe ratio	-3.16	-1.36	-1.11	-1.01	-0.17	0.49	0.08	0.03
Volatility	13.35%	13.26%	12.69%	13.28%	17.82%	21.79%	29.73%	27.22%
Worst month	-	-6.04%	-6.04%	-6.04%	-6.98%	-12.95%	-29.34%	-29.34%
Best month	-	6.61%	6.61%	6.61%	18.94%	18.94%	25.63%	25.63%
Maximum loss	-7.16%	-11.95%	-11.95%	-11.95%	-21.06%	-21.06%	-58.22%	-

Distribution permission

Austria, Germany, Switzerland, Luxembourg, Czech Republic

¹ Important note on update status: The displayed date refers exclusively to the calculation of the NAV.

² The Mountain-View Data Fund Rating calculates a comparative ranking for funds using yield, volatility and trend data. For more information visit [MVD Funds Rating](#)

³ Displays the Ethical-Dynamical Ratio calculated according to standard criteria. The maximum value is 100. For more information visit [EDA](#)

DISCLAIMER: The information on this page are for informational purposes only and should neither an offer to sell nor a solicitation for the purchase of the security or recommendation in favor of the security to be understood. baha GmbH assumes no liability despite thorough searches for the accuracy of the data.

Funds data from: www.mountain-view.com. Fact Sheet created by: www.baha.com

Amundi Global BioEnergy ESG S.U.E. EUR / LU1681046006 / A2H57Y / Amundi Luxembourg

Investment strategy

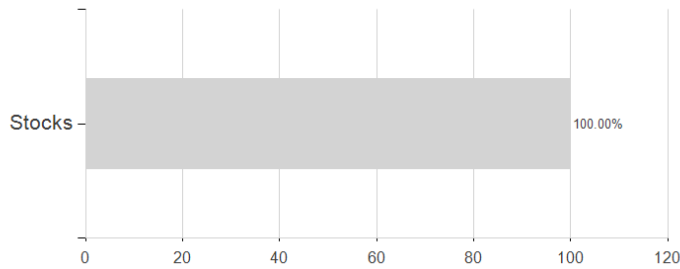
The Index is constructed to track the performance of companies that are expected to generate a meaningful portion of revenue from the production, storage, and distribution of ethanol, biodiesel, and renewable fuel. In addition, securities must meet certain minimum Environmental, Social or Governance ("ESG") standards. The Sub-Fund will apply a Direct Replication, mainly by making direct investments in transferable securities and/or other eligible assets representing the Index constituents in a proportion extremely close to their proportion in the index.

Investment goal

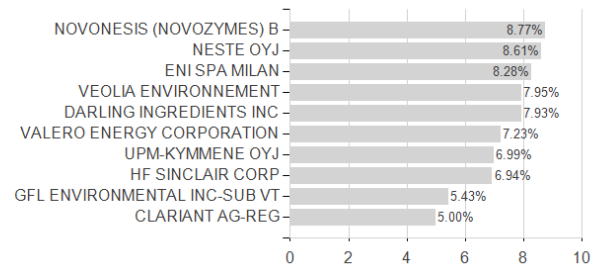
This Sub-Fund is passively managed. The objective of this Sub-Fund is to track the performance of Bloomberg BioEnergy ESG Index (the "Index"), and to minimize the tracking error between the net asset value of the Sub-Fund and the performance of the Index. The Sub Fund aims to achieve a level of tracking error of the Sub-Fund and its Index that will not normally exceed 1%.

Assessment Structure

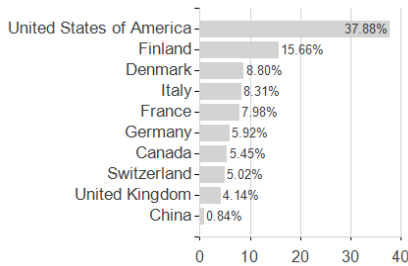
Assets



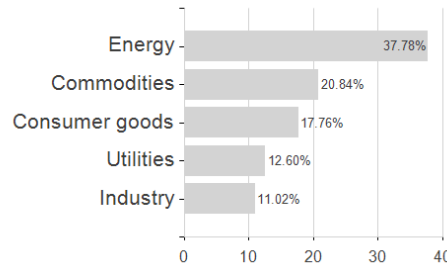
Largest positions



Countries



Branches



Currencies

