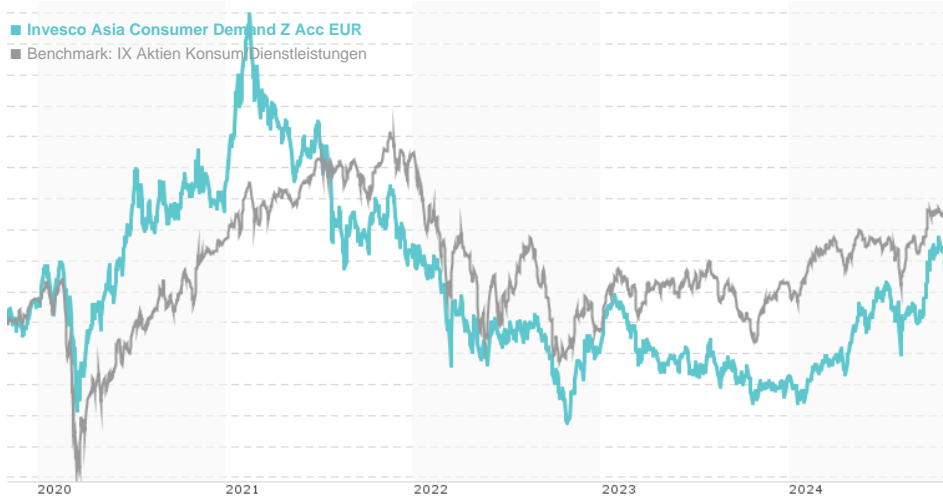


Invesco Asia Consumer Demand Z Acc EUR / LU0955864573 / A1XFB5 / Invesco Management

Last 10/31/2024 ¹	Region	Branch	Type of yield	Type
18.63 EUR	Asia (excl. Japan)	Sector Consumer Goods	reinvestment	Equity Fund



Risk key figures

SRI	1	2	3	4	5	6	7
Mountain-View Funds Rating ²	EDA ³						
	76						

Yearly Performance

2023	-4.46%
2022	-15.17%
2021	-8.22%
2020	+19.55%
2019	+20.96%

Master data		Conditions		Other figures	
Fund type	Single fund	Issue surcharge	5.00%	Minimum investment	EUR 1,000.00
Category	Equity	Planned administr. fee	0.00%	Savings plan	-
Sub category	Sector Consumer Goods	Deposit fees	0.01%	UCITS / OGAW	Yes
Fund domicile	Luxembourg	Redemption charge	0.00%	Performance fee	0.00%
Tranch volume	(10/31/2024) USD 10.91 mill.	Ongoing charges	-	Redeployment fee	0.00%
Total volume	(10/31/2024) USD 287.76 mill.	Dividends		Investment company	
Launch date	8/21/2013	Invesco Management			
KESt report funds	Yes	An der Welle 5, 60322, Frankfurt am Main			
Business year start	29.02.	Germany			
Sustainability type	-	https://www.de.invesco.com			
Fund manager	Mike Shiao, William Yuen, Shekhar Sambhshivan				

Performance	1M	6M	YTD	1Y	2Y	3Y	5Y	Since start
Performance	-0.05%	+12.36%	+19.04%	+23.95%	+28.22%	-6.52%	+10.50%	+86.30%
Performance p.a.	-	-	-	+23.88%	+13.21%	-2.23%	+2.01%	+5.71%
Sharpe ratio	-0.25	1.35	1.34	1.41	0.69	-0.32	-0.05	0.16
Volatility	14.63%	17.06%	15.20%	14.80%	14.80%	16.54%	18.93%	17.09%
Worst month	-	-2.39%	-4.22%	-4.22%	-7.39%	-9.46%	-12.52%	-12.52%
Best month	-	6.50%	6.50%	6.50%	13.70%	13.70%	13.70%	13.70%
Maximum loss	-4.61%	-10.99%	-10.99%	-10.99%	-16.78%	-31.49%	-44.05%	-

Distribution permission

Austria, Germany, Switzerland, Luxembourg, Czech Republic

¹ Important note on update status: The displayed date refers exclusively to the calculation of the NAV.
² The Mountain-View Data Fund Rating calculates a comparative ranking for funds using yield, volatility and trend data. For more information visit [MVD Funds Rating](#)
³ Displays the Ethical-Dynamical Ratio calculated according to standard criteria. The maximum value is 100. For more information visit [EDA](#)

Invesco Asia Consumer Demand Z Acc EUR / LU0955864573 / A1XFB5 / Invesco Management

Investment strategy

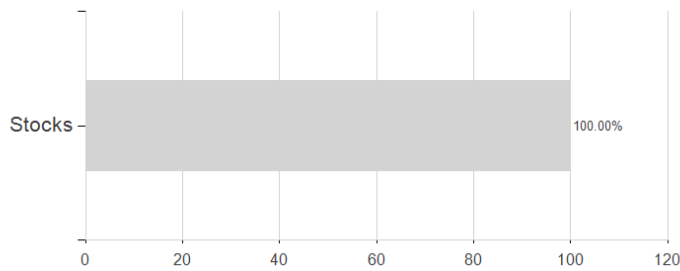
The Fund may use securities lending for efficient portfolio management purposes. The Fund may use derivatives (complex instruments) to manage the Fund more efficiently, with the aim of reducing risk, reducing costs and/or generating additional capital or income. The Fund is actively managed and is not constrained by its benchmark, the MSCI AC Asia ex Japan Index (Net Total Return), which is used for comparison purposes. However, the majority of the Fund's holdings are likely to be components of the benchmark. As an actively managed fund, this overlap will change and this statement may be updated from time to time.

Investment goal

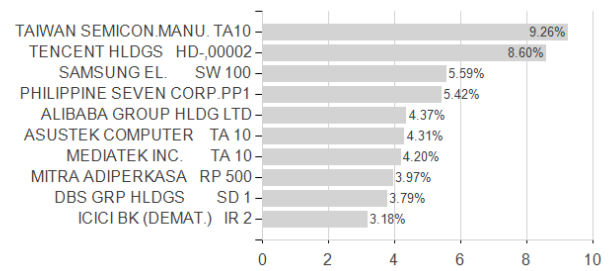
The objective of the Fund is to achieve long-term capital growth. The Fund invests primarily in shares of Asian companies excluding Japan. The Fund invests primarily in companies whose businesses benefit from or relate to domestic consumption.

Assessment Structure

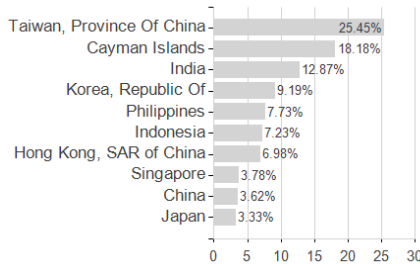
Assets



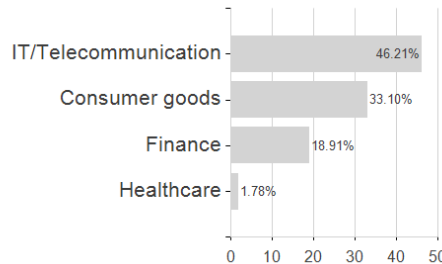
Largest positions



Countries



Branches



Currencies

