

Gridl Global Macro UI EUR I / DE000A2ATAU2 / A2ATAU / Universal-Investment

Last 10/01/2024 ¹	Region	Branch	Type of yield	Type
118.45 EUR	Worldwide	Mixed fund/flexible	paying dividend	Mixed Fund



Risk key figures

SRI	1	2	3	4	5	6	7	
Mountain-View Funds Rating ²							EDA ³	71

Yearly Performance

2023	+7.73%
2022	-8.98%
2021	+6.65%
2020	+6.48%
2019	+9.19%

Master data		Conditions		Other figures	
Fund type	Single fund	Issue surcharge	3.00%	Minimum investment	EUR 100,000.00
Category	Mixed Fund	Planned administr. fee	0.00%	Savings plan	-
Sub category	Mixed fund/flexible	Deposit fees	0.10%	UCITS / OGAW	Yes
Fund domicile	Germany	Redemption charge	0.00%	Performance fee	15.00%
Tranch volume	(10/01/2024) EUR 1.62 mill.	Ongoing charges	-	Redeployment fee	0.00%
Total volume	(10/01/2024) EUR 4.01 mill.	Dividends		Investment company	
Launch date	12/20/2017	15.01.2024	1.10 EUR	Universal-Investment	
KESt report funds	No	16.01.2023	1.10 EUR	Theodor-Heuss-Allee 70, 60486, Frankfurt am Main	
Business year start	01.12.	17.01.2022	1.10 EUR	Germany	
Sustainability type	-	15.01.2021	1.00 EUR	https://www.universal-investment.com	
Fund manager	-	15.01.2020	1.00 EUR		

Performance	1M	6M	YTD	1Y	2Y	3Y	5Y	Since start
Performance	+2.42%	+6.18%	+6.96%	+8.89%	+19.95%	+6.66%	+20.21%	+25.53%
Performance p.a.	-	-	-	+8.89%	+9.55%	+2.17%	+3.75%	+3.41%
Sharpe ratio	4.76	1.44	1.02	0.98	0.92	-0.12	0.05	0.02
Volatility	6.69%	6.59%	6.03%	5.74%	6.83%	9.29%	8.69%	7.91%
Worst month	-	-1.66%	-1.66%	-1.85%	-3.00%	-7.60%	-8.60%	-8.60%
Best month	-	2.52%	3.31%	3.31%	7.77%	7.77%	10.10%	10.10%
Maximum loss	-0.58%	-2.44%	-2.77%	-2.77%	-5.31%	-16.98%	-16.98%	-

Distribution permission

Germany, Czech Republic

1 Important note on update status: The displayed date refers exclusively to the calculation of the NAV.

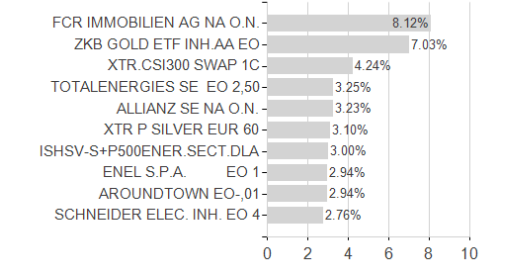
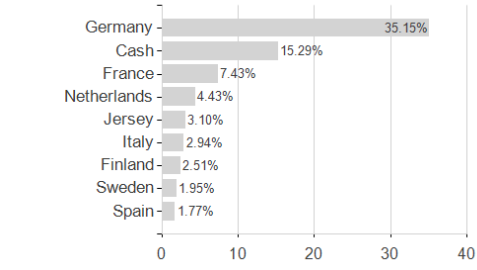
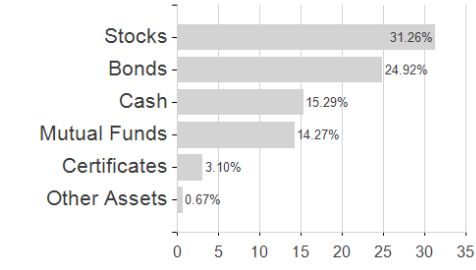
2 The Mountain-View Data Fund Rating calculates a comparative ranking for funds using yield, volatility and trend data. For more information visit [MVD Funds Rating](#)

3 Displays the Ethical-Dynamical Ratio calculated according to standard criteria. The maximum value is 100. For more information visit [EDA](#)

Gridl Global Macro UI EUR I / DE000A2ATAU2 / A2ATAU / Universal-Investment

Assessment Structure

Assets Countries Largest positions



Issuer Duration Currencies

