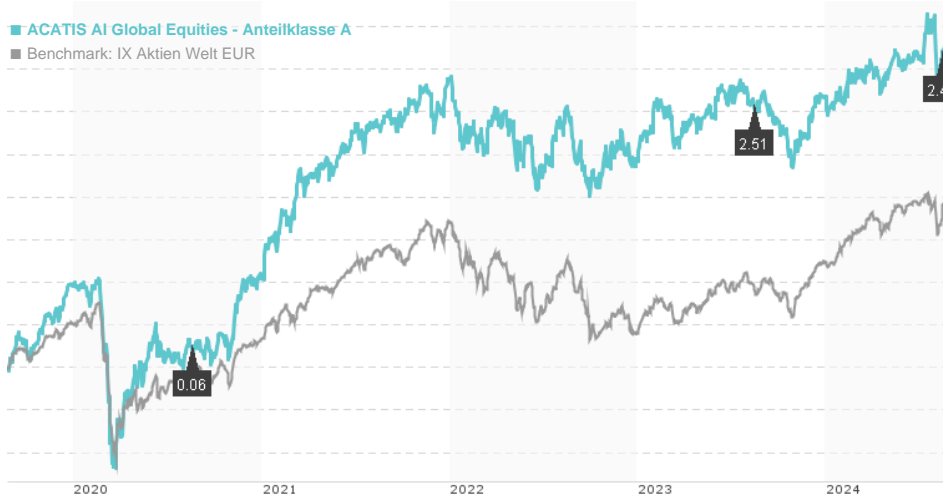


ACATIS AI Global Equities - Anteilklasse A / DE000A2DR2L2 / A2DR2L / ACATIS Investment

Last 08/22/2024 ¹	Region	Branch	Type of yield	Type
158.69 EUR	Worldwide	Mixed Sectors	paying dividend	Equity Fund



Risk key figures

SRI	1	2	3	4	5	6	7
Mountain-View Funds Rating ²							EDA ³
							73

Yearly Performance

2023	+10.12%
2022	-11.43%
2021	+38.58%
2020	+1.47%
2019	+25.30%

Master data		Conditions		Other figures	
Fund type	Single fund	Issue surcharge	5.00%	Minimum investment	UNT 0
Category	Equity	Planned administr. fee	0.00%	Savings plan	-
Sub category	Mixed Sectors	Deposit fees	0.10%	UCITS / OGAW	Yes
Fund domicile	Germany	Redemption charge	0.00%	Performance fee	25.00%
Tranch volume	(08/22/2024) EUR 15.25 mill.	Ongoing charges	-	Redeployment fee	0.00%
Total volume	(08/22/2024) EUR 40.65 mill.	Dividends		Investment company	
Launch date	11/23/2017	15.08.2024	2.44 EUR	ACATIS Investment	
KESt report funds	Yes	15.08.2023	2.51 EUR	Taunusanlage 18, 60325, Frankfurt am Main	
Business year start	01.07.	17.08.2020	0.06 EUR	Germany	
Sustainability type	-	15.08.2019	0.34 EUR	https://www.acatis.de	
Fund manager	ACATIS Investment	02.01.2018	0.06 EUR		

Performance	1M	6M	YTD	1Y	2Y	3Y	5Y	Since start
Performance	-3.72%	+3.01%	+6.22%	+7.96%	+10.10%	+10.08%	+70.52%	+64.61%
Performance p.a.	-	-	-	+7.94%	+4.92%	+3.25%	+11.25%	+7.66%
Sharpe ratio	-1.72	0.19	0.46	0.33	0.10	-0.02	0.42	0.23
Volatility	23.01%	13.87%	13.95%	13.39%	13.80%	14.55%	18.41%	17.69%
Worst month	-	-4.92%	-4.92%	-5.90%	-6.30%	-6.87%	-15.31%	-15.31%
Best month	-	5.07%	5.69%	5.69%	7.38%	9.11%	14.85%	14.85%
Maximum loss	-8.72%	-8.83%	-8.83%	-10.82%	-12.09%	-16.64%	-36.79%	-

Distribution permission

Austria, Germany, Switzerland

¹ Important note on update status: The displayed date refers exclusively to the calculation of the NAV.

² The Mountain-View Data Fund Rating calculates a comparative ranking for funds using yield, volatility and trend data. For more information visit [MVD Funds Rating](#)

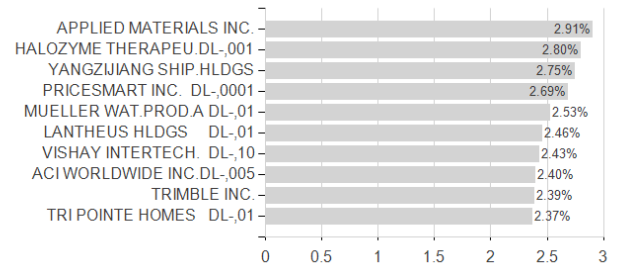
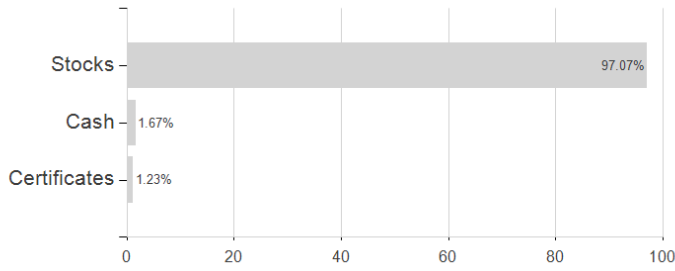
³ Displays the Ethical-Dynamical Ratio calculated according to standard criteria. The maximum value is 100. For more information visit [EDA](#)

ACATIS AI Global Equities - Anteilklasse A / DE000A2DR2L2 / A2DR2L / ACATIS Investment

Assessment Structure

Assets

Largest positions



Countries

Branches

Currencies

