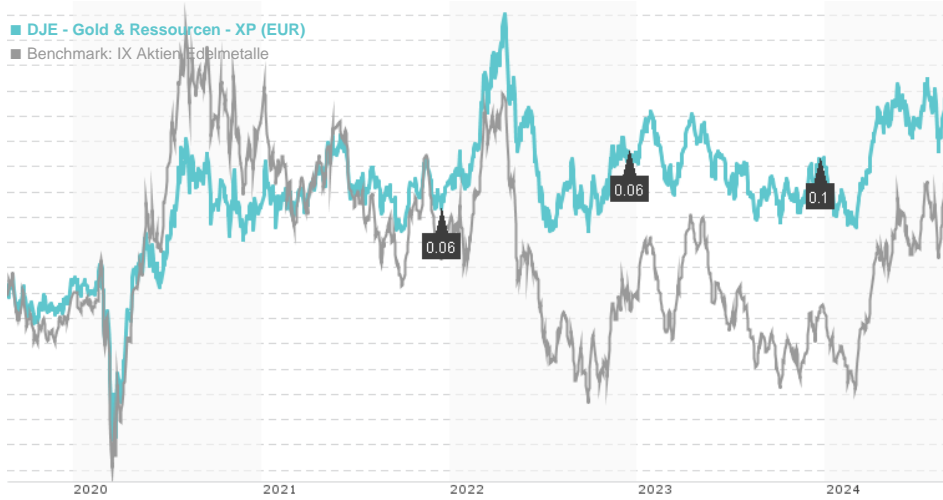


DJE - Gold & Ressourcen - XP (EUR) / LU0383654950 / A0Q8D1 / DJE Investment

Last 08/23/2024 ¹	Region	Branch	Type of yield	Type
145.95 EUR	Worldwide	Sector Precious Metals	paying dividend	Equity Fund



Risk key figures

SRI	1	2	3	4	5	6	7
Mountain-View Funds Rating ²	EDA ³						
	72						

Yearly Performance

2023	-0.77%
2022	+3.52%
2021	+3.99%
2020	+14.99%
2019	+24.77%

Master data		Conditions		Other figures	
Fund type	Single fund	Issue surcharge	0.00%	Minimum investment	EUR 3,000,000.00
Category	Equity	Planned administr. fee	0.00%	Savings plan	Yes
Sub category	Sector Precious Metals	Deposit fees	0.10%	UCITS / OGAW	Yes
Fund domicile	Luxembourg	Redemption charge	0.00%	Performance fee	0.00%
Tranch volume	(08/23/2024) EUR 13.63 mill.	Ongoing charges	-	Redeployment fee	0.00%
Total volume	(08/23/2024) EUR 79.47 mill.	Dividends		Investment company	
Launch date	12/1/2017	20.12.2023	0.10 EUR	DJE Investment	
KESt report funds	Yes	14.12.2022	0.06 EUR	Pullacher Straße 24, 82049, Pullach	
Business year start	01.01.	15.12.2021	0.06 EUR	Germany	
Sustainability type	-	16.12.2020	0.06 EUR	https://www.dje.de	
Fund manager	Stefan Breintner	17.12.2019	0.32 EUR		

Performance	1M	6M	YTD	1Y	2Y	3Y	5Y	Since start
Performance	-0.61%	+20.56%	+9.79%	+17.75%	+11.63%	+18.16%	+41.46%	+47.23%
Performance p.a.	-	-	-	+17.70%	+5.65%	+5.72%	+7.18%	+5.92%
Sharpe ratio	-0.47	2.22	0.66	0.82	0.12	0.11	0.15	0.11
Volatility	22.38%	18.90%	18.43%	17.33%	17.83%	19.22%	23.86%	22.15%
Worst month	-	-5.22%	-5.22%	-5.22%	-8.53%	-13.23%	-14.75%	-14.75%
Best month	-	12.17%	12.17%	12.17%	12.17%	12.17%	31.96%	31.96%
Maximum loss	-8.76%	-10.13%	-10.13%	-10.87%	-16.95%	-27.64%	-32.67%	-

Distribution permission

Austria, Germany, Switzerland, Luxembourg

1 Important note on update status: The displayed date refers exclusively to the calculation of the NAV.
 2 The Mountain-View Data Fund Rating calculates a comparative ranking for funds using yield, volatility and trend data. For more information visit [MVD Funds Rating](#)
 3 Displays the Ethical-Dynamical Ratio calculated according to standard criteria. The maximum value is 100. For more information visit [EDA](#)

DJE - Gold & Ressourcen - XP (EUR) / LU0383654950 / A0Q8D1 / DJE Investment

Investment strategy

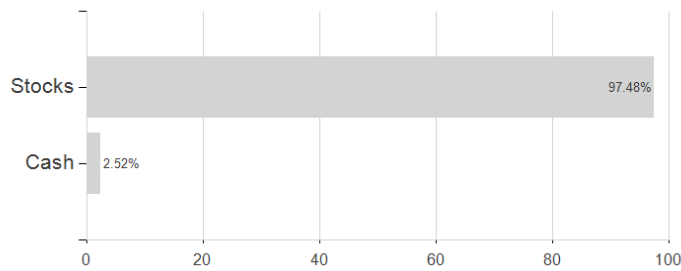
The DJE - Gold & Ressourcen ("sub-fund") is an equity fund. The sub-fund invests its assets mainly in equities, whereby it invests to a significant extent in equities of companies that are engaged in the production, processing and sale of gold. Apart from that the sub-fund may invest in stocks issued by companies engaged in other sectors of other primary resources, in securities which track the performance of such commodities 1:1, in bonds and bank deposits (<50%) and other funds (max. 10%). Apart from the aforementioned constraints the composition of the fund will be actively managed i.e. independently of any constraints regarding benchmarks, countries, duration, rating and market capitalization under consideration of ESG factors. The sub-fund may use financial instruments, whose value depends on future prices of other assets (derivatives) for hedging and capital appreciation purposes.

Investment goal

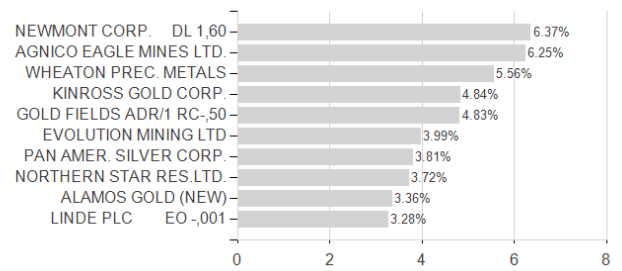
The purpose is to generate capital appreciation over the long term.

Assessment Structure

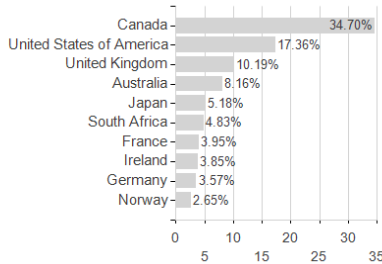
Assets




Largest positions



Countries



Branches



Currencies

