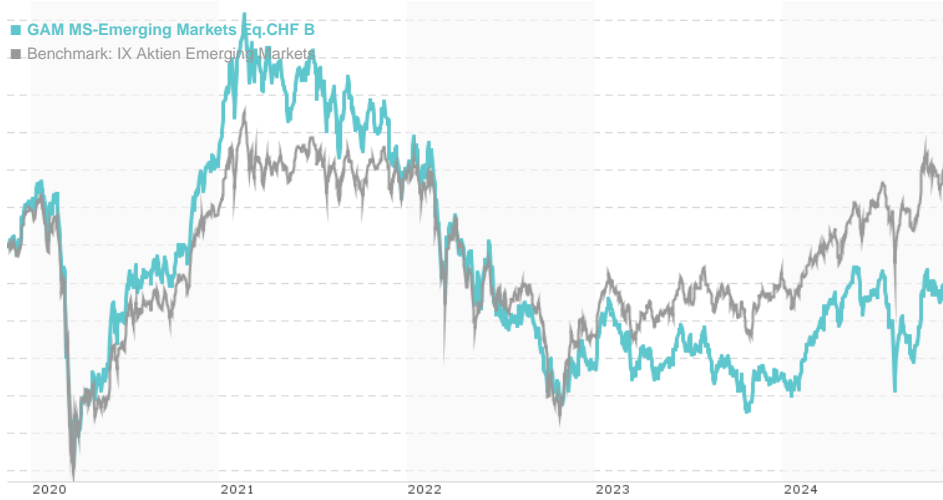


GAM MS-Emerging Markets Eq.CHF B / LU1171707729 / A14NLH / GAM (LU)

Last 11/13/2024 ¹	Region	Branch	Type of yield	Type
113.85 CHF	Emerging Markets	Mixed Sectors	reinvestment	Equity Fund



Risk key figures

SRI	1	2	3	4	5	6	7
Mountain-View Funds Rating ²	EDA ³						
	72						

Yearly Performance

2023	-0.69%
2022	-24.07%
2021	-2.94%
2020	+8.32%
2019	+18.24%

Master data		Conditions		Other figures	
Fund type	Single fund	Issue surcharge	5.00%	Minimum investment	UNT 0
Category	Equity	Planned administr. fee	0.00%	Savings plan	-
Sub category	Mixed Sectors	Deposit fees	0.00%	UCITS / OGAW	Yes
Fund domicile	Luxembourg	Redemption charge	3.00%	Performance fee	0.00%
Tranch volume	(11/13/2024) USD 0.338 mill.	Ongoing charges	-	Redeployment fee	0.00%
Total volume	(11/13/2024) USD 40.53 mill.	Dividends		Investment company	
Launch date	2/25/2015	GAM (LU)			
KESt report funds	Yes	Grand-Rue 25, 1661, Luxembourg			
Business year start	01.07.	Luxembourg			
Sustainability type	-	https://www.gam.com			
Fund manager	Tim Love, Joaquim Nogueira				

Performance	1M	6M	YTD	1Y	2Y	3Y	5Y	Since start
Performance	-3.79%	-3.50%	+10.48%	+11.53%	+10.36%	-22.43%	-7.57%	-13.85%
Performance p.a.	-	-	-	+11.50%	+5.05%	-8.12%	-1.56%	-2.13%
Sharpe ratio	-3.03	-0.53	0.57	0.55	0.14	-0.66	-0.25	-0.29
Volatility	13.38%	18.47%	16.05%	15.36%	14.75%	17.00%	18.73%	17.77%
Worst month	-	-3.94%	-3.94%	-3.94%	-5.47%	-11.49%	-19.90%	-19.90%
Best month	-	6.09%	7.61%	7.61%	9.52%	9.52%	9.83%	10.22%
Maximum loss	-3.79%	-16.98%	-16.98%	-16.98%	-16.98%	-34.69%	-40.38%	-

Distribution permission

Austria, Germany, Switzerland, Luxembourg, Czech Republic

¹ Important note on update status: The displayed date refers exclusively to the calculation of the NAV.
² The Mountain-View Data Fund Rating calculates a comparative ranking for funds using yield, volatility and trend data. For more information visit [MVD Funds Rating](#)
³ Displays the Ethical-Dynamical Ratio calculated according to standard criteria. The maximum value is 100. For more information visit [EDA](#)

GAM MS-Emerging Markets Eq.CHF B / LU1171707729 / A14NLH / GAM (LU)

Investment strategy

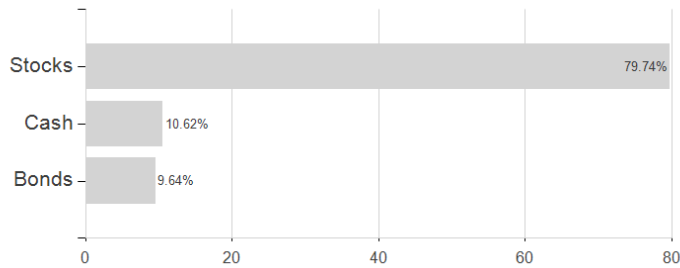
The Fund invests at least 70% of its assets in companies in emerging markets. Through the link between the Shanghai, Shenzhen and Hong Kong stock exchanges (Shanghai-Hong Kong Stock Connect and Shenzhen-Hong Kong Stock Connect), the Fund can invest directly in Chinese A shares. In addition, investments in Chinese B and H shares can be built up. The Fund may use complex financial instruments to hedge the Fund assets and to profit from promising investments. These instruments entail additional leverage and, as a result, the Fund assets may fluctuate significantly up or down.

Investment goal

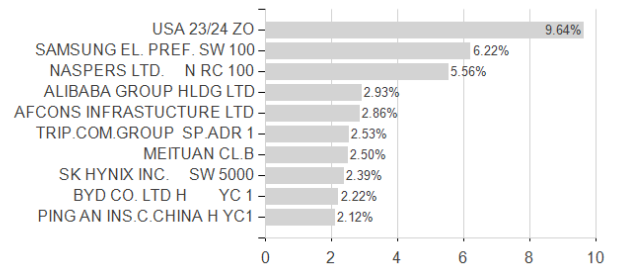
The aim of the sub-fund ("Fund") is to achieve long-term capital growth. For this purpose, the Fund invests in selected shares of companies in emerging economies.

Assessment Structure

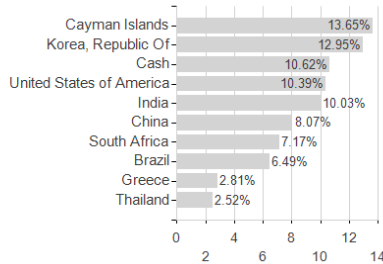
Assets



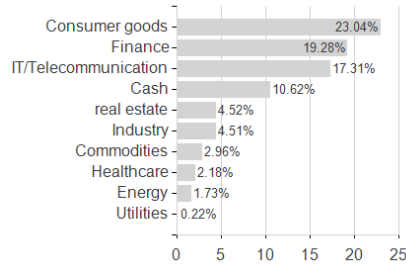
Largest positions



Countries



Branches



Currencies

