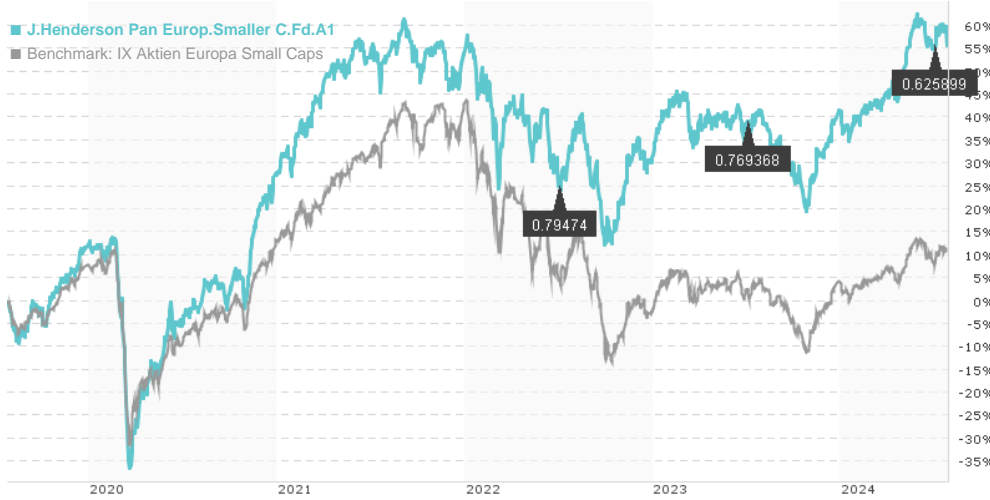


J.Henderson Pan Europ.Smaller C.Fd.A1 / LU1611731263 / A2DSQV / Janus Henderson Inv.

Last 07/25/2024 ¹	Region	Branch	Type of yield	Type
72.18 EUR	Europe	Mixed Sectors	paying dividend	Equity Fund



Risk key figures

SRI	1	2	3	4	5	6	7
Mountain-View Funds Rating ²	EDA ³						82

Yearly Performance

2023	+8.01%
2022	-15.18%
2021	+21.34%
2020	+13.89%
2019	+34.26%

Master data		Conditions		Other figures	
Fund type	Single fund	Issue surcharge	5.00%	Minimum investment	EUR 2,500.00
Category	Equity	Planned administr. fee	0.00%	Savings plan	-
Sub category	Mixed Sectors	Deposit fees	0.65%	UCITS / OGAW	Yes
Fund domicile	Luxembourg	Redemption charge	1.00%	Performance fee	10.00%
Tranch volume	(07/25/2024) EUR 5.40 mill.	Ongoing charges	-	Redeployment fee	0.00%
Total volume	(05/31/2024) EUR 1,050.00 mill.	Dividends		Investment company	
Launch date	6/6/2017	01.07.2024	0.63 EUR	Janus Henderson Inv.	
KEST report funds	Yes	03.07.2023	0.77 EUR	201 Bishopsgate, EC2M 3AE, London	
Business year start	01.07.	01.07.2022	0.79 EUR	United Kingdom	
Sustainability type	-	01.07.2019	0.27 EUR	www.janushenderson.com/	
Fund manager	Ollie Beckett, Rory Stokes, Julia Scheufler	02.07.2018	0.25 EUR		

Performance	1M	6M	YTD	1Y	2Y	3Y	5Y	Since start
Performance	-0.17%	+12.44%	+9.81%	+10.21%	+16.36%	+2.06%	+55.37%	+50.86%
Performance p.a.	-	-	-	+10.18%	+7.86%	+0.68%	+9.20%	+5.93%
Sharpe ratio	-0.47	2.18	1.33	0.52	0.28	-0.18	0.28	0.12
Volatility	12.21%	10.47%	10.83%	12.62%	15.13%	16.86%	20.09%	18.18%
Worst month	-	-2.82%	-2.82%	-6.51%	-12.70%	-12.70%	-24.41%	-24.41%
Best month	-	7.23%	7.23%	9.19%	9.68%	9.68%	21.19%	21.19%
Maximum loss	-2.97%	-4.78%	-4.78%	-15.56%	-20.23%	-30.37%	-44.22%	-

Distribution permission

Austria, Germany, Switzerland

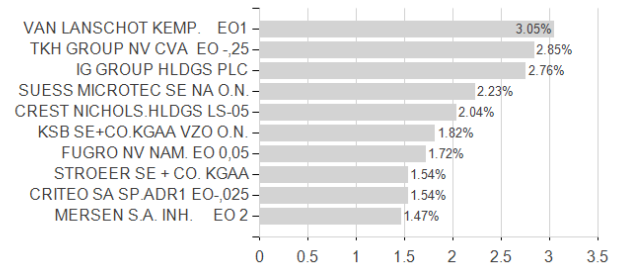
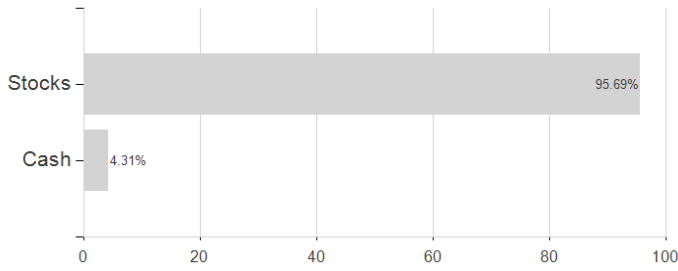
1 Important note on update status: The displayed date refers exclusively to the calculation of the NAV.
 2 The Mountain-View Data Fund Rating calculates a comparative ranking for funds using yield, volatility and trend data. For more information visit [MVD Funds Rating](#)
 3 Displays the Ethical-Dynamical Ratio calculated according to standard criteria. The maximum value is 100. For more information visit [EDA](#)

J.Henderson Pan Europ.Smaller C.Fd.A1 / LU1611731263 / A2DSQV / Janus Henderson Inv.

Assessment Structure

Assets

Largest positions



Countries

Branches

Currencies

