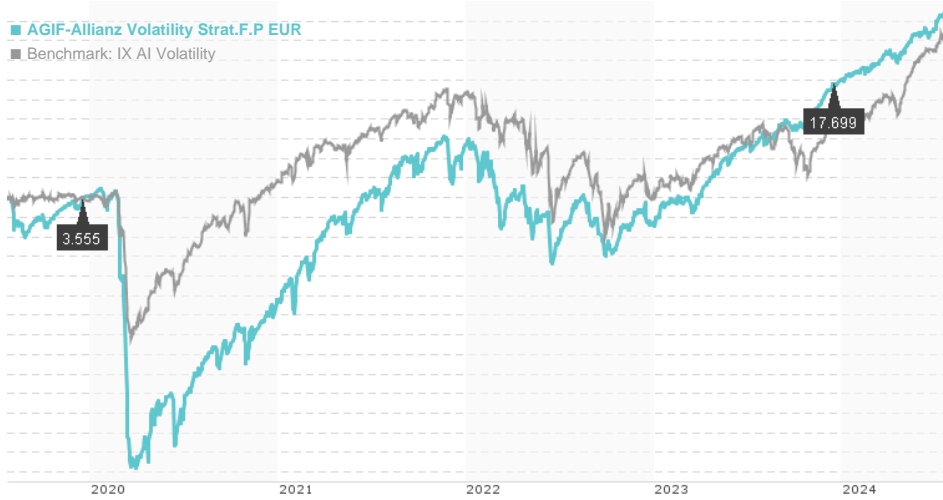


AGIF-Allianz Volatility Strat.F.P EUR / LU1597244760 / A2DQAD / Allianz GI.Investors

Last 07/23/2024 <sup>1</sup>	Region	Branch	Type of yield	Type
1078.46 EUR	Worldwide	AI Volatility	paying dividend	Alternative Investm.



Risk key figures

SRI	1	2	3	4	5	6	7
Mountain-View Funds Rating <sup>2</sup>	EDA <sup>3</sup>						
	-						

Yearly Performance

2023	+7.37%
2022	-3.85%
2021	+8.35%
2020	-5.32%
2019	+3.96%

Master data		Conditions		Other figures	
Fund type	Single fund	Issue surcharge	0.00%	Minimum investment	EUR 3,000,000.00
Category	Alternative Investments	Planned administr. fee	0.00%	Savings plan	-
Sub category	AI Volatility	Deposit fees	0.00%	UCITS / OGAW	Yes
Fund domicile	Luxembourg	Redemption charge	0.00%	Performance fee	0.00%
Tranch volume	(07/23/2024) EUR 1.09 mill.	Ongoing charges	-	Redeployment fee	0.00%
Total volume	(07/23/2024) EUR 561.37 mill.	Dividends		Investment company	
Launch date	10/27/2017	15.12.2023	17.70 EUR	Allianz GI.Investors	
KESt report funds	No	16.12.2019	3.56 EUR	Bockenheimer Landstraße 42-44, 60323, Frankfurt am Main	
Business year start	01.10.	Germany			
Sustainability type	-	https://www.allianzgi.com			
Fund manager	Mikhail Krayzler				

Performance	1M	6M	YTD	1Y	2Y	3Y	5Y	Since start
Performance	+0.49%	+2.50%	+2.80%	+5.90%	+9.79%	+9.00%	+9.12%	+10.06%
Performance p.a.	-	-	-	+5.90%	+4.79%	+2.91%	+1.76%	+1.43%
Sharpe ratio	1.86	0.94	0.99	1.54	0.53	-0.25	-0.46	-0.58
Volatility	1.42%	1.46%	1.41%	1.44%	2.06%	3.14%	4.19%	3.87%
Worst month	-	0.06%	0.06%	0.06%	-1.46%	-1.50%	-9.86%	-9.86%
Best month	-	0.66%	0.67%	1.38%	1.79%	1.79%	3.14%	3.14%
Maximum loss	-0.36%	-0.55%	-0.55%	-0.57%	-3.09%	-6.26%	-14.19%	-

Distribution permission

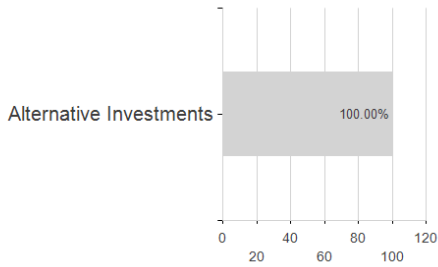
Austria, Germany, Switzerland

<sup>1</sup> Important note on update status: The displayed date refers exclusively to the calculation of the NAV.  
<sup>2</sup> The Mountain-View Data Fund Rating calculates a comparative ranking for funds using yield, volatility and trend data. For more information visit [MVD Funds Rating](#)  
<sup>3</sup> Displays the Ethical-Dynamical Ratio calculated according to standard criteria. The maximum value is 100. For more information visit [EDA](#)

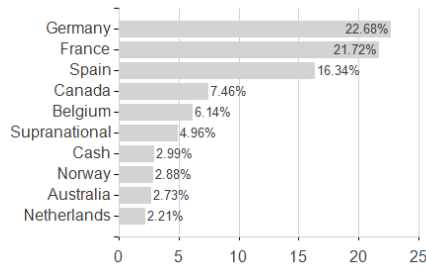
AGIF-Allianz Volatility Strat.F.P EUR / LU1597244760 / A2DQAD / Allianz GI.Investors

Assessment Structure

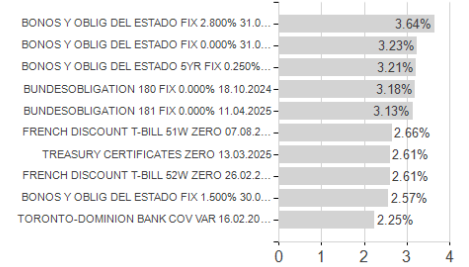
Assets



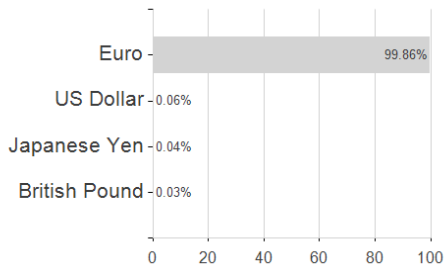
Countries



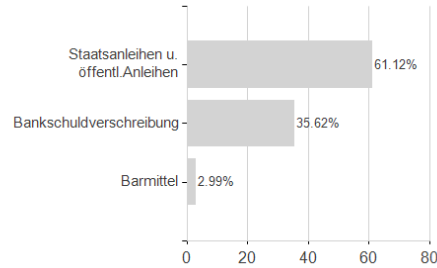
Largest positions



Currencies



Issuer



Rating

