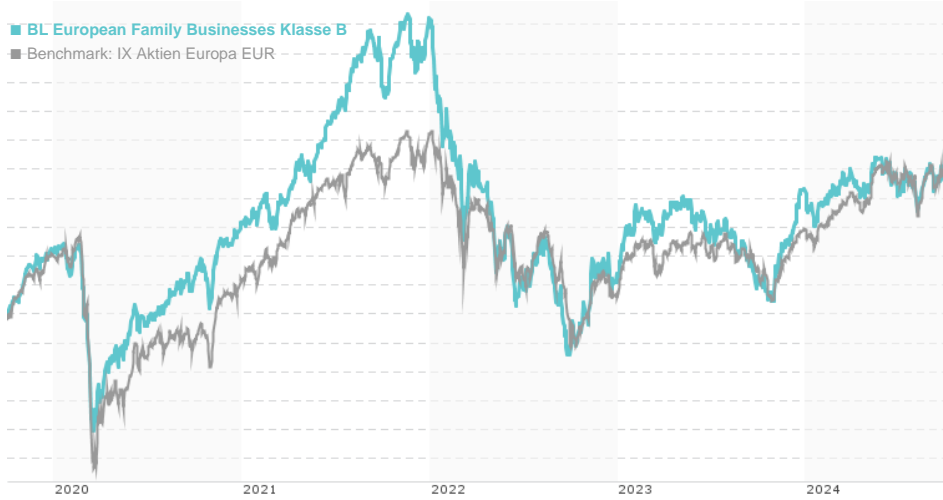


BL European Family Businesses Klasse B / LU1305479153 / A1421F / BLI - Ban.d.Lux.Inv.

Last 09/30/2024 ¹	Region	Branch	Type of yield	Type
146.19 EUR	Europe	Mixed Sectors	reinvestment	Equity Fund



Risk key figures

SRI	1	2	3	4	5	6	7
Mountain-View Funds Rating ²	EDA ³						
	80						

Yearly Performance

2023	+15.30%
2022	-30.04%
2021	+30.57%
2020	+4.39%
2019	+21.19%

Master data		Conditions		Other figures	
Fund type	Single fund	Issue surcharge	5.00%	Minimum investment	UNT 0
Category	Equity	Planned administr. fee	0.00%	Savings plan	-
Sub category	Mixed Sectors	Deposit fees	0.04%	UCITS / OGAW	Yes
Fund domicile	Luxembourg	Redemption charge	0.00%	Performance fee	0.00%
Tranch volume	(09/30/2024) EUR 24.94 mill.	Ongoing charges	-	Redeployment fee	0.00%
Total volume	(09/30/2024) EUR 109.51 mill.	Dividends		Investment company	
Launch date	12/6/2016	BLI - Ban.d.Lux.Inv.			
KESt report funds	Yes	14, boulevard Royal, 2449, Luxembourg			
Business year start	01.10.	Luxembourg			
Sustainability type	-	https://www.banquedeluxembourg.com			
Fund manager	Bouillot Ivan				

Performance	1M	6M	YTD	1Y	2Y	3Y	5Y	Since start
Performance	+0.93%	+3.59%	+4.49%	+19.73%	+33.21%	-8.67%	+23.84%	+46.19%
Performance p.a.	-	-	-	+19.79%	+15.46%	-2.98%	+4.36%	+4.97%
Sharpe ratio	0.52	0.32	0.23	1.26	0.83	-0.36	0.06	0.11
Volatility	16.04%	12.99%	12.37%	13.19%	14.63%	17.33%	16.81%	14.79%
Worst month	-	-3.54%	-3.54%	-5.24%	-10.87%	-12.19%	-12.65%	-12.65%
Best month	-	3.69%	7.85%	8.72%	8.72%	8.72%	10.20%	10.20%
Maximum loss	-3.86%	-7.30%	-7.30%	-7.30%	-15.12%	-38.71%	-38.71%	-

Distribution permission

Austria, Germany, Switzerland, Czech Republic

¹ Important note on update status: The displayed date refers exclusively to the calculation of the NAV.

² The Mountain-View Data Fund Rating calculates a comparative ranking for funds using yield, volatility and trend data. For more information visit [MVD Funds Rating](#)

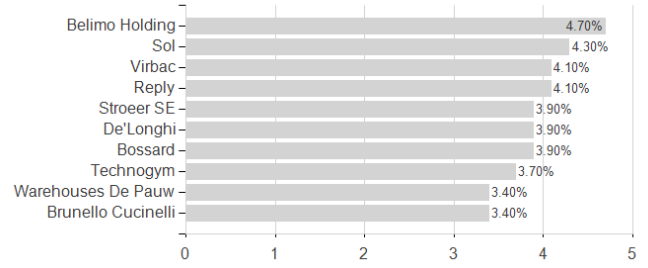
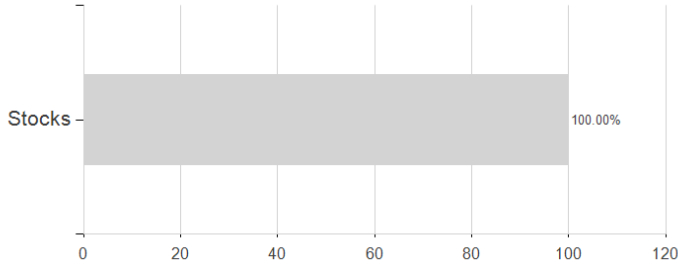
³ Displays the Ethical-Dynamical Ratio calculated according to standard criteria. The maximum value is 100. For more information visit [EDA](#)

BL European Family Businesses Klasse B / LU1305479153 / A1421F / BLI - Ban.d.Lux.Inv.

Assessment Structure

Assets

Largest positions



Countries

Branches

Currencies

