

Multico.SICAV-J.B.E.F.Spec.Val.Kp USD H / LU1069837125 / A1164J / GAM (LU)

Last 08/13/2024 <sup>1</sup>	Region	Branch	Type of yield	Type
183.71 USD	Worldwide	Mixed Sectors	reinvestment	Equity Fund



Risk key figures

SRI 1 2 3 4 5 6 7

Mountain-View Funds Rating<sup>2</sup> EDA<sup>3</sup>  
 59

Yearly Performance

2023	+15.15%
2022	-4.15%
2021	+22.43%
2020	+0.99%
2019	+24.03%

Master data		Conditions		Other figures	
Fund type	Single fund	Issue surcharge	5.00%	Minimum investment	USD 500,000.00
Category	Equity	Planned administr. fee	0.00%	Savings plan	-
Sub category	Mixed Sectors	Deposit fees	0.00%	UCITS / OGAW	Yes
Fund domicile	Luxembourg	Redemption charge	3.00%	Performance fee	0.00%
Tranch volume	(08/13/2024) EUR 356.14 mill.	Ongoing charges	-	Redeployment fee	0.00%
Total volume	(01/31/2024) EUR 1,609.33 mill.	Dividends		Investment company	
Launch date	7/1/2014	GAM (LU)			
KEST report funds	Yes	Grand-Rue 25, 1661, Luxembourg			
Business year start	01.07.	Luxembourg			
Sustainability type	-	https://www.gam.com			
Fund manager	-				

Performance	1M	6M	YTD	1Y	2Y	3Y	5Y	Since start
Performance	-2.63%	+4.71%	+5.39%	+9.46%	+20.97%	+19.29%	+62.35%	+64.82%
Performance p.a.	-	-	-	+9.46%	+10.02%	+6.05%	+10.16%	+7.53%
Sharpe ratio	-2.30	0.67	0.62	0.64	0.59	0.21	0.43	0.29
Volatility	13.94%	9.13%	8.70%	9.20%	11.04%	12.02%	15.35%	13.93%
Worst month	-	-3.05%	-3.05%	-3.81%	-6.84%	-8.59%	-12.49%	-12.49%
Best month	-	3.95%	4.18%	6.91%	9.67%	9.67%	13.45%	13.45%
Maximum loss	-5.64%	-5.68%	-5.68%	-7.88%	-11.05%	-17.46%	-32.04%	-

Distribution permission

Austria, Germany, Switzerland

<sup>1</sup> Important note on update status: The displayed date refers exclusively to the calculation of the NAV.

<sup>2</sup> The Mountain-View Data Fund Rating calculates a comparative ranking for funds using yield, volatility and trend data. For more information visit [MVD Funds Rating](#)

DISCLAIMER: The information on this page are for informational purposes only and should neither an offer to sell nor a solicitation for the purchase of the security or recommendation in favor of the security to be understood. baha GmbH assumes no liability despite thorough searches for the accuracy of the data.

Funds data from: www.mountain-view.com. Fact Sheet created by: www.baha.com

**Multico.SICAV-J.B.E.F.Spec.Val.Kp USD H / LU1069837125 / A1164J / GAM (LU)**

**Investment strategy**

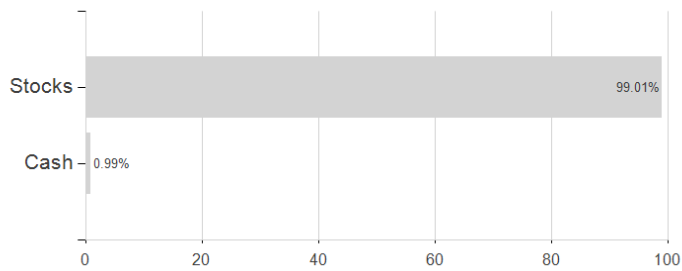
The Fund invests at least 2/3 of its assets in shares worldwide. It focuses on shares which it believes offer a high degree of potential for achieving capital gains. Within this 1/3 portion, the Fund may invest up to 10% of the assets in exchange-traded commodities (ETCs) (so-called Delta 1 certificates), commodities funds and investments in precious metal accounts, provided the assets are settled in cash and no physical delivery may ensue. The Fund may invest in floating and fixed-rate debt securities issued by governments and companies. The Fund is also free to invest in debt securities that can be converted into shares.

**Investment goal**

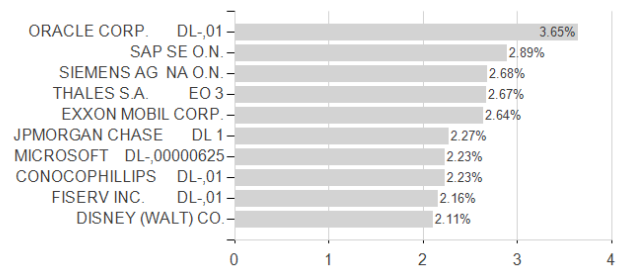
The aim of the sub-fund ("Fund") is to achieve above-average long-term capital growth. For this purpose, the Fund invests worldwide in shares which, in its estimation, are very undervalued and offer a high degree of potential for achieving capital gains.

**Assessment Structure**

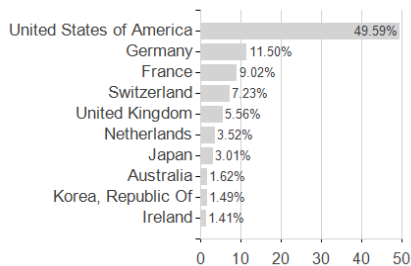
**Assets**



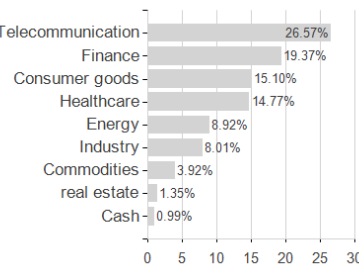
**Largest positions**



**Countries**



**Branches**



**Currencies**

