

P&R REAL VALUE P / LU0855492194 / A1J8CF / Axxion

Last 08/08/2024 <sup>1</sup>	Region	Branch	Type of yield	Type
375.05 EUR	Worldwide	Mixed Sectors	paying dividend	Equity Fund



Risk key figures

SRI	1	2	3	4	5	6	7
Mountain-View Funds Rating <sup>2</sup>	EDA <sup>3</sup>						

Yearly Performance

2023	+25.39%
2022	-38.77%
2021	+43.96%
2020	+12.98%
2019	+33.05%

Master data		Conditions		Other figures	
Fund type	Single fund	Issue surcharge	3.00%	Minimum investment	EUR 10,000.00
Category	Equity	Planned administr. fee	0.00%	Savings plan	Yes
Sub category	Mixed Sectors	Deposit fees	0.06%	UCITS / OGAW	-
Fund domicile	Luxembourg	Redemption charge	0.00%	Performance fee	15.00%
Tranch volume	(08/08/2024) EUR 60.22 mill.	Ongoing charges	-	Redeployment fee	0.00%
Total volume	(08/08/2024) EUR 60.22 mill.	Dividends		Investment company	
Launch date	12/27/2012	28.12.2023	0.05 EUR	Axxion 15, rue de Flaxweiler, 6776, Grevenmacher Luxembourg <a href="https://www.axxion.lu">https://www.axxion.lu</a>	
KESt report funds	Yes	27.12.2022	0.05 EUR		
Business year start	01.10.	28.12.2021	0.05 EUR		
Sustainability type	-	01.02.2021	0.05 EUR		
Fund manager	-	20.12.2019	0.05 EUR		

Performance	1M	6M	YTD	1Y	2Y	3Y	5Y	Since start
Performance	-2.16%	+14.41%	+20.68%	+32.66%	+25.29%	-5.19%	+73.01%	+278.00%
Performance p.a.	-	-	-	+32.56%	+11.92%	-1.76%	+11.57%	+12.12%
Sharpe ratio	-1.22	1.63	2.00	1.76	0.47	-0.27	0.31	0.40
Volatility	21.46%	16.86%	16.62%	16.51%	17.65%	19.75%	25.69%	21.31%
Worst month	-	-6.81%	-6.81%	-7.66%	-11.90%	-12.01%	-29.62%	-29.62%
Best month	-	9.56%	9.56%	16.63%	16.63%	16.63%	28.60%	28.60%
Maximum loss	-8.16%	-8.16%	-8.16%	-13.74%	-25.50%	-43.83%	-45.54%	-

Distribution permission

Germany, Luxembourg

<sup>1</sup> Important note on update status: The displayed date refers exclusively to the calculation of the NAV.

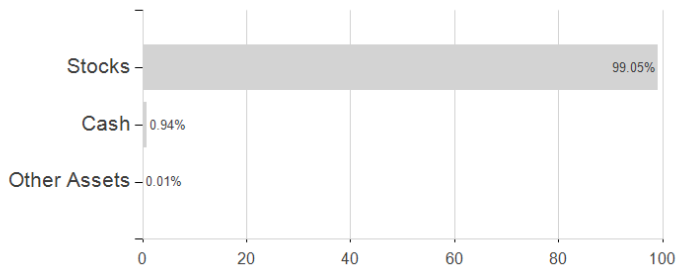
<sup>2</sup> The Mountain-View Data Fund Rating calculates a comparative ranking for funds using yield, volatility and trend data. For more information visit [MVD Funds Rating](#)

<sup>3</sup> Displays the Ethical-Dynamical Ratio calculated according to standard criteria. The maximum value is 100. For more information visit [EDA](#)

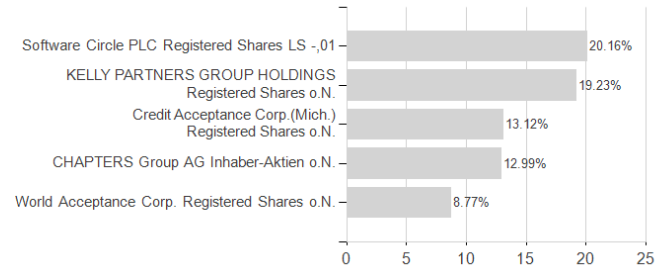
**P&R REAL VALUE P / LU0855492194 / A1J8CF / Axxion**

Assessment Structure

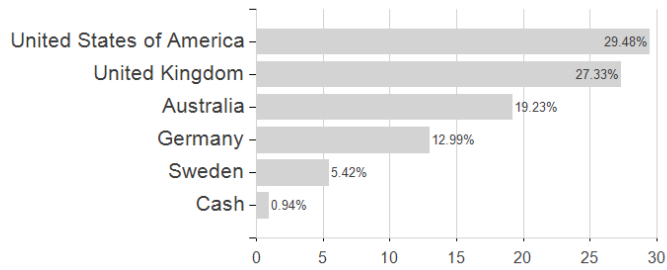
Assets



Largest positions



Countries



Branches

