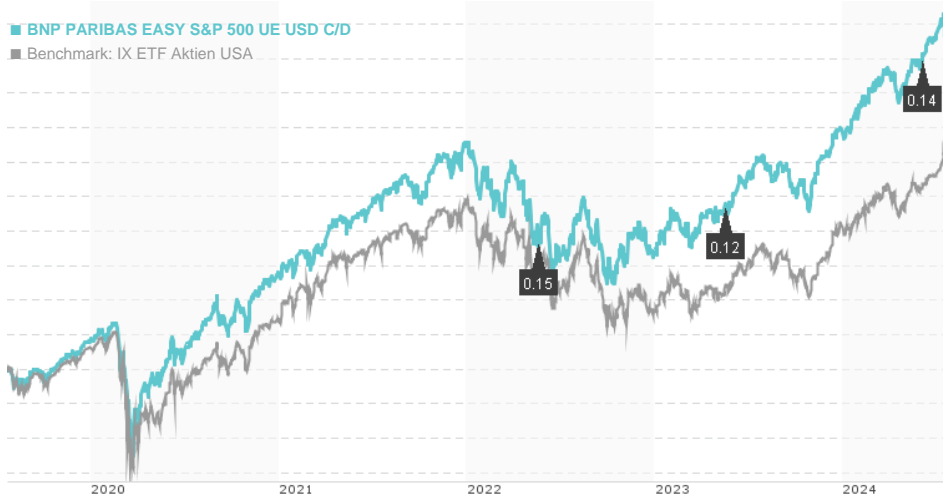


BNP PARIBAS EASY S&P 500 UE USD C/D / FR0011550680 / A1W6FE / BNP PARIBAS AM Eur.

Last 07/19/2024 ¹	Country	Branch	Type of yield	Type
20.03 USD	United States of America	ETF Stocks	paying dividend	Alternative Investm.



Risk key figures

SRI	1	2	3	4	5	6	7
Mountain-View Funds Rating ²	EDA ³						
	▲▲▲▲▲▲▲						

Yearly Performance

2023	+26.11%
2022	-18.31%
2021	+28.45%
2020	+18.44%
2019	+31.44%

Master data		Conditions		Other figures	
Fund type	Single fund	Issue surcharge	3.00%	Minimum investment	UNT 1
Category	Equity	Planned administr. fee	0.00%	Savings plan	-
Sub category	ETF Stocks	Deposit fees	0.00%	UCITS / OGAW	Yes
Fund domicile	France	Redemption charge	3.00%	Performance fee	0.00%
Tranch volume	(07/19/2024) EUR 172.81 mill.	Ongoing charges	-	Redeployment fee	0.00%
Total volume	(07/19/2024) EUR 6,998.93 mill.	Dividends		Investment company	
Launch date	9/16/2013	04.06.2024	0.14 USD	BNP PARIBAS AM Eur. 14 rue Bergère, 75009, Paris France https://www.bnpparibas-am.com	
KESr report funds	Yes	17.05.2023	0.12 USD		
Business year start	01.01.	18.05.2022	0.15 USD		
Sustainability type	-	18.05.2021	0.11 USD		
Fund manager	Ashok OUTTANDY	15.05.2020	0.09 USD		

Performance	1M	6M	YTD	1Y	2Y	3Y	5Y	Since start
Performance	+0.65%	+14.36%	+16.11%	+22.09%	+43.77%	+34.56%	+99.26%	+285.62%
Performance p.a.	-	-	-	+22.03%	+19.88%	+10.39%	+14.77%	+13.25%
Sharpe ratio	0.53	2.57	2.66	1.67	1.05	0.39	0.53	0.56
Volatility	9.14%	10.57%	10.45%	11.02%	15.43%	17.05%	20.79%	16.96%
Worst month	-	-4.10%	-4.10%	-4.77%	-9.23%	-9.23%	-12.31%	-12.31%
Best month	-	5.31%	5.31%	9.09%	9.24%	9.24%	12.87%	12.87%
Maximum loss	-2.86%	-5.41%	-5.41%	-9.95%	-16.72%	-24.64%	-33.77%	-

Distribution permission

Austria, Germany, Switzerland

¹ Important note on update status: The displayed date refers exclusively to the calculation of the NAV.
² The Mountain-View Data Fund Rating calculates a comparative ranking for funds using yield, volatility and trend data. For more information visit [MVD Funds Rating](#)
³ Displays the Ethical-Dynamical Ratio calculated according to standard criteria. The maximum value is 100. For more information visit [EDA](#)

BNP PARIBAS EASY S&P 500 UE USD C/D / FR0011550680 / A1W6FE / BNP PARIBAS AM Eur.

Investment strategy

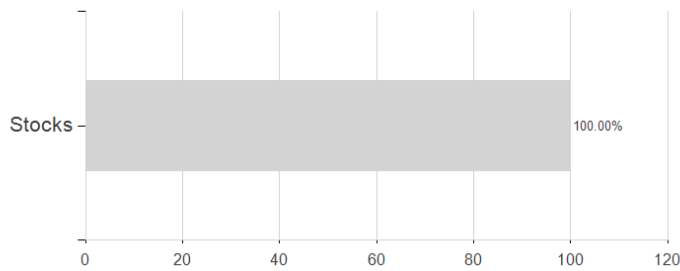
The Product's assets are made up of financial instruments (shares of French companies from all sectors and/or European companies and bond and/or money market instruments, financial contracts). The Product uses either the synthetic replication methodology or a direct replication of the index.

Investment goal

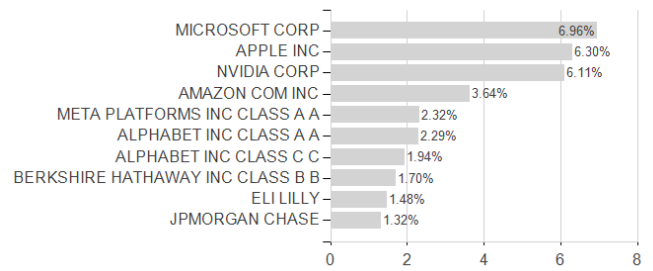
The objective of this Product is to replicate the performance of the S&P 500® (Net Total Return) index (Bloomberg code: SPTR500N), calculated with net dividends reinvested, whether it rises or falls, before the deduction of management and operations costs. As the Product is indexed, it seeks to maintain the tracking error in absolute terms between the growth of the Product's net asset value and that of the index at a level below 1%. If this tracking error exceeds 1%, it must not, in any event, exceed 5% of the index's volatility. The tracking error is calculated on the basis of the weekly performance observed over the previous fifty-two (52) weeks.

Assessment Structure

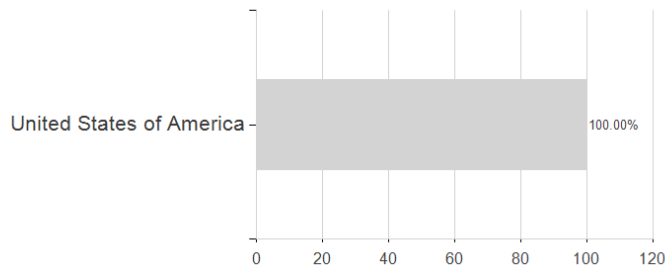
Assets



Largest positions



Countries



Branches

