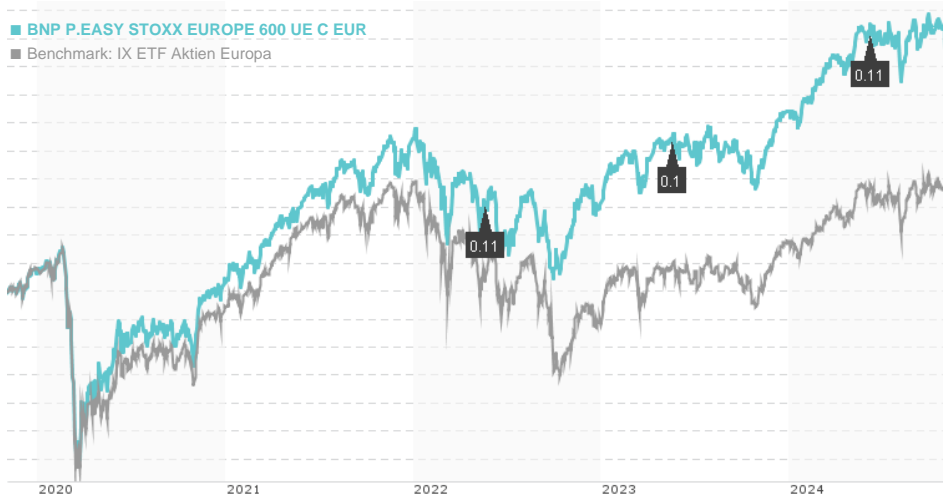


BNP P.EASY STOXX EUROPE 600 UE C EUR / FR0011550672 / A1W6FD / BNP PARIBAS AM Eur.

Last 10/31/2024 ¹	Region	Branch	Type of yield	Type
14.37 EUR	Europe	ETF Stocks	paying dividend	Alternative Investm.



Risk key figures

SRI	1	2	3	4	5	6	7
Mountain-View Funds Rating ²	EDA ³						
	▲▲▲▲▲▲▲						

Yearly Performance

2023	+14.37%
2022	-9.26%
2021	+25.19%
2020	-1.55%
2019	+27.44%

Master data		Conditions		Other figures	
Fund type	Single fund	Issue surcharge	3.00%	Minimum investment	UNT 1
Category	Equity	Planned administr. fee	0.00%	Savings plan	-
Sub category	ETF Stocks	Deposit fees	0.00%	UCITS / OGAW	Yes
Fund domicile	France	Redemption charge	3.00%	Performance fee	0.00%
Tranch volume	(10/31/2024) EUR 148.84 mill.	Ongoing charges	-	Redeployment fee	0.00%
Total volume	(10/31/2024) EUR 816.23 mill.	Dividends		Investment company	
Launch date	9/16/2013	04.06.2024	0.11 EUR	BNP PARIBAS AM Eur.	
KESt report funds	No	17.05.2023	0.10 EUR	14 rue Bergère, 75009, Paris	
Business year start	01.01.	18.05.2022	0.11 EUR	France	
Sustainability type	-	18.05.2021	0.09 EUR	https://www.bnpparibas-am.com	
Fund manager	Arnaud MAJANI D'INGUIMBERT	15.05.2020	0.09 EUR		

Performance	1M	6M	YTD	1Y	2Y	3Y	5Y	Since start
Performance	-3.28%	+1.31%	+8.29%	+19.69%	+29.63%	+14.71%	+45.56%	+122.35%
Performance p.a.	-	-	-	+19.63%	+13.83%	+4.68%	+7.79%	+7.44%
Sharpe ratio	-3.75	-0.04	0.68	1.66	0.96	0.11	0.27	0.28
Volatility	9.46%	11.34%	10.28%	10.02%	11.26%	14.25%	17.29%	15.89%
Worst month	-	-3.28%	-3.28%	-3.61%	-3.61%	-7.98%	-14.38%	-14.38%
Best month	-	3.32%	3.81%	6.63%	6.91%	7.76%	13.85%	13.85%
Maximum loss	-3.71%	-7.04%	-7.04%	-7.04%	-8.57%	-20.61%	-35.29%	-

Distribution permission

Austria, Germany, Switzerland, Czech Republic

1 Important note on update status: The displayed date refers exclusively to the calculation of the NAV.
 2 The Mountain-View Data Fund Rating calculates a comparative ranking for funds using yield, volatility and trend data. For more information visit [MVD Funds Rating](#)
 3 Displays the Ethical-Dynamical Ratio calculated according to standard criteria. The maximum value is 100. For more information visit [EDA](#)

BNP P.EASY STOXX EUROPE 600 UE C EUR / FR0011550672 / A1W6FD / BNP PARIBAS AM Eur.

Investment strategy

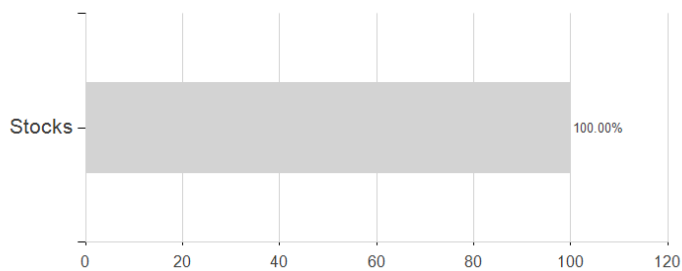
The Product's assets will be made up of financial instruments (shares of French companies from all sectors and/or European companies and bond and/or money market instruments). When they are purchased, these bond and/or money market instruments have a minimum rating of A-3 (Standard & Poor's) or P-3 (Moody's) or, failing this, a long-term investment-grade rating or an internal rating by the management company that meets equivalent criteria.

Investment goal

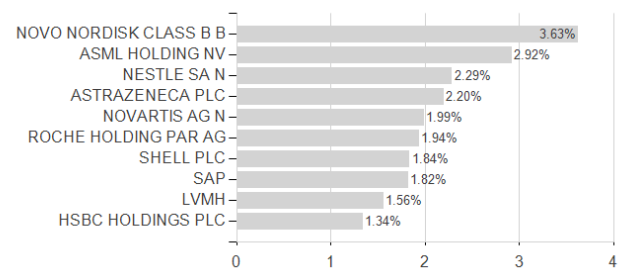
The objective of this Product is to replicate the performance of the STOXX® Europe 600 Net Return index (Bloomberg code: SXXR Index), calculated with net dividends reinvested, whether it rises or falls, before the deduction of management and operations costs. As the Product is indexed, it seeks to maintain the tracking error in absolute terms between the growth of the Product's net asset value and that of the index at a level below 1%. If this tracking error exceeds 1%, it must not, in any event, exceed 5% of the index's volatility. The tracking error is calculated on the basis of the weekly performance observed over the previous fifty-two (52) weeks.

Assessment Structure

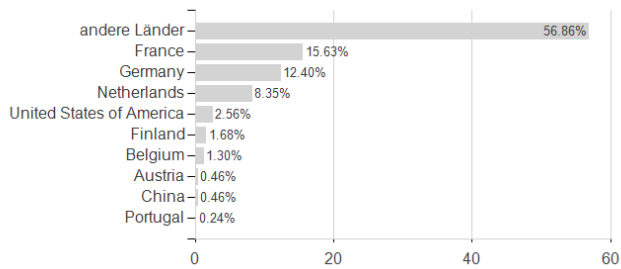
Assets



Largest positions



Countries



Branches

