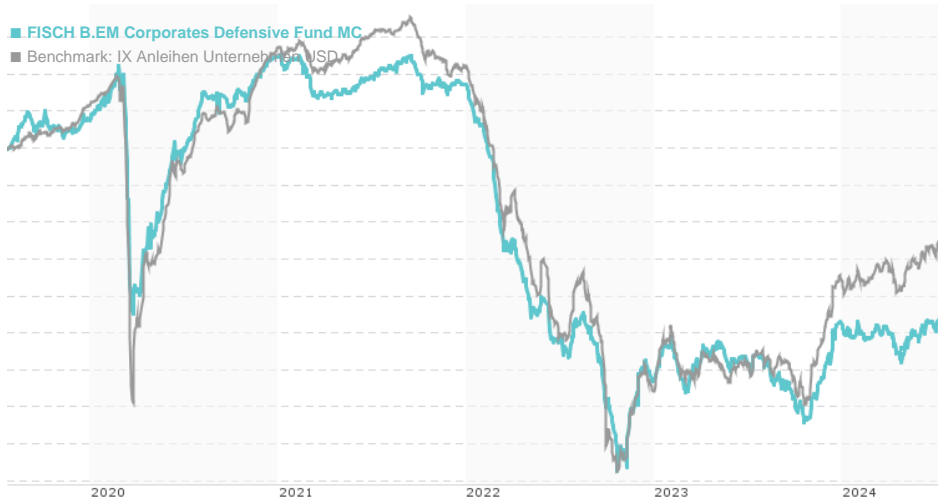


FISCH B.EM Corporates Defensive Fund MC / LU1662787081 / A2DX5R / Universal-Inv. (LU)

Last 07/22/2024 <sup>1</sup>	Region	Branch	Type of yield	Type
93.04 CHF	Emerging Markets	Corporate Bonds	reinvestment	Fixed-Income Fund



Risk key figures

SRI	1	2	3	4	5	6	7	
Mountain-View Funds Rating <sup>2</sup>							EDA <sup>3</sup>	77

Yearly Performance

2023	+3.70%
2022	-15.55%
2021	-1.44%
2020	+3.40%
2019	+9.11%

Master data		Conditions		Other figures	
Fund type	Single fund	Issue surcharge	3.00%	Minimum investment	CHF 10,000,000.00
Category	Bonds	Planned administr. fee	0.00%	Savings plan	-
Sub category	Corporate Bonds	Deposit fees	0.00%	UCITS / OGAW	Yes
Fund domicile	Luxembourg	Redemption charge	0.00%	Performance fee	0.00%
Tranch volume	(07/22/2024) USD 22.45 mill.	Ongoing charges	-	Redeployment fee	0.00%
Total volume	(07/22/2024) USD 310.59 mill.	Dividends		Investment company	
Launch date	8/31/2017	Universal-Inv. (LU)			
KESt report funds	Yes	15, rue de Flaxweiler, 6776, Grevenmacher			
Business year start	01.01.	Luxembourg			
Sustainability type	-	https://www.universal-investment.com			
Fund manager	Fischli Rutz Thomas, Reinhard Oliver				

Performance	1M	6M	YTD	1Y	2Y	3Y	5Y	Since start
Performance	+0.48%	+1.31%	+0.48%	+2.48%	+1.77%	-12.70%	-8.86%	-6.96%
Performance p.a.	-	-	-	+2.49%	+0.88%	-4.42%	-1.84%	-1.04%
Sharpe ratio	1.07	-0.31	-0.86	-0.33	-0.65	-2.02	-1.20	-1.14
Volatility	2.50%	3.38%	3.30%	3.71%	4.35%	4.03%	4.62%	4.14%
Worst month	-	-1.58%	-1.58%	-1.58%	-4.56%	-4.56%	-10.42%	-10.42%
Best month	-	1.00%	2.69%	3.29%	3.29%	3.29%	3.29%	3.29%
Maximum loss	-0.63%	-2.45%	-2.45%	-4.09%	-9.40%	-21.37%	-21.41%	-

Distribution permission

Austria, Germany, Switzerland

<sup>1</sup> Important note on update status: The displayed date refers exclusively to the calculation of the NAV.

<sup>2</sup> The Mountain-View Data Fund Rating calculates a comparative ranking for funds using yield, volatility and trend data. For more information visit [MVD Funds Rating](#)

<sup>3</sup> Displays the Ethical-Dynamical Ratio calculated according to standard criteria. The maximum value is 100. For more information visit [EDA](#)

DISCLAIMER: The information on this page are for informational purposes only and should neither an offer to sell nor a solicitation for the purchase of the security or recommendation in favor of the security to be understood. baha GmbH assumes no liability despite thorough searches for the accuracy of the data.

Funds data from: www.mountain-view.com. Fact Sheet created by: www.baha.com

**FISCH B.EM Corporates Defensive Fund MC / LU1662787081 / A2DX5R / Universal-Inv. (LU)**

**Investment strategy**

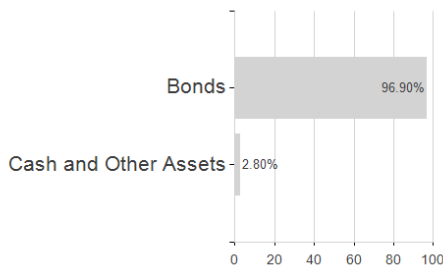
The subfund invests at least 50% of its assets in securities from issuers that have their registered office in emerging market countries, or that conduct most of their business in such countries, provided that they are rated investment grade. The subfund invests up to 20% of its assets in convertible bonds. Up to 10% of its assets may be invested in instruments that are not traded on a regulated market. The subfund may use derivatives for efficient portfolio management and for hedging purposes.

**Investment goal**

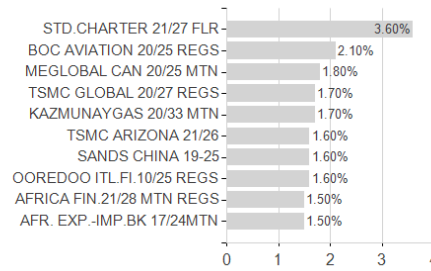
The subfund is managed actively and invests worldwide, mainly in bonds issued by companies in emerging market countries. The investment objective of the subfund is capital growth of the investments. The subfund pursues a defensive strategy. Compared with an opportunistic strategy, a defensive strategy accepts less risk and so usually achieves a lower return.

**Assessment Structure**

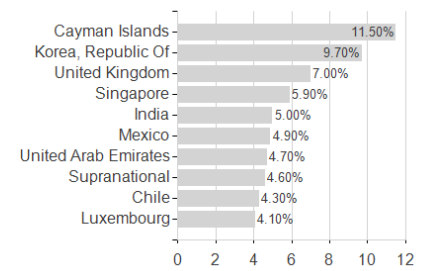
**Assets**



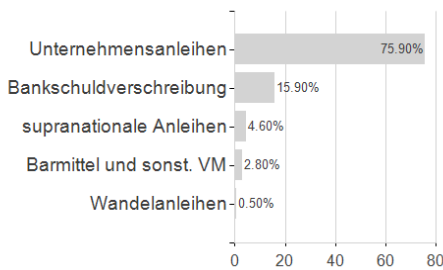
**Largest positions**



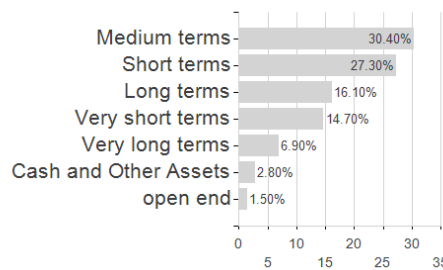
**Countries**



**Issuer**



**Duration**



**Currencies**

