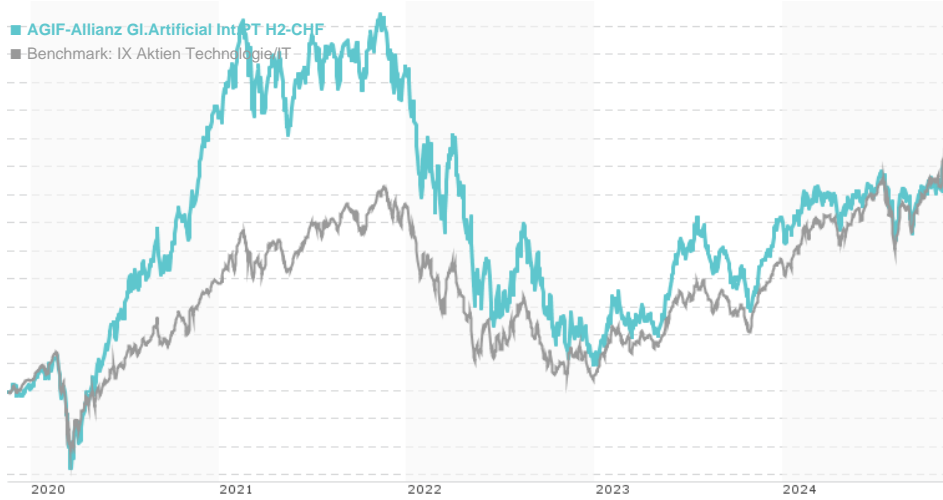


AGIF-Allianz GI.Artificial Int.PT H2-CHF / LU1597246542 / A2DPXR / Allianz GI.Investors

Last 11/15/2024 ¹	Region	Branch	Type of yield	Type
2418.16 CHF	Worldwide	Sector Technology	reinvestment	Equity Fund



Risk key figures

SRI	1	2	3	4	5	6	7
Mountain-View Funds Rating ²							EDA ³
							86

Yearly Performance

2023	+44.13%
2022	-47.50%
2021	+7.61%
2020	+97.99%
2019	+25.95%

Master data		Conditions		Other figures	
Fund type	Single fund	Issue surcharge	2.00%	Minimum investment	CHF 3,000,000.00
Category	Equity	Planned administr. fee	0.00%	Savings plan	-
Sub category	Sector Technology	Deposit fees	0.00%	UCITS / OGAW	Yes
Fund domicile	Luxembourg	Redemption charge	0.00%	Performance fee	0.00%
Tranch volume	(11/15/2024) EUR 3.41 mill.	Ongoing charges	-	Redeployment fee	0.00%
Total volume	(11/15/2024) EUR 7,545.68 mill.	Dividends		Investment company	
Launch date	4/26/2017	Allianz GI.Investors Bockenheimer Landstraße 42-44, 60323, Frankfurt am Main Germany https://www.allianzgi.com			
KEST report funds	No				
Business year start	01.10.				
Sustainability type	-				
Fund manager	Sebastian Thomas				

Performance	1M	6M	YTD	1Y	2Y	3Y	5Y	Since start
Performance	+1.61%	+7.19%	+10.51%	+24.07%	+41.97%	-22.66%	+82.80%	+141.82%
Performance p.a.	-	-	-	+23.99%	+19.12%	-8.20%	+12.81%	+12.39%
Sharpe ratio	1.04	0.58	0.46	1.08	0.73	-0.36	0.32	0.34
Volatility	16.92%	20.37%	19.65%	19.49%	22.07%	31.16%	30.75%	27.95%
Worst month	-	-4.24%	-4.24%	-4.24%	-8.57%	-19.11%	-19.11%	-19.11%
Best month	-	3.59%	8.80%	15.80%	15.80%	15.80%	20.41%	20.41%
Maximum loss	-3.27%	-13.61%	-13.61%	-13.61%	-20.68%	-53.18%	-53.31%	-

Distribution permission

Austria, Germany, Switzerland, Luxembourg, Czech Republic

¹ Important note on update status: The displayed date refers exclusively to the calculation of the NAV.

² The Mountain-View Data Fund Rating calculates a comparative ranking for funds using yield, volatility and trend data. For more information visit [MVD Funds Rating](#)

³ Displays the Ethical-Dynamical Ratio calculated according to standard criteria. The maximum value is 100. For more information visit [EDA](#)

AGIF-Allianz GI.Artificial Int.PT H2-CHF / LU1597246542 / A2DPXR / Allianz GI.Investors

Investment strategy

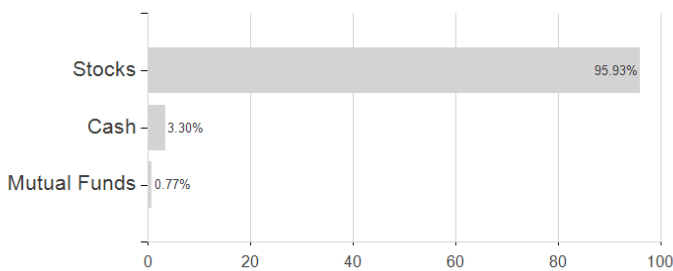
Min. 70% of Sub-Fund assets are invested in Equities as described in the investment objective. Max. 30% of Sub-Fund assets may be invested in Equities other than described in the investment objective. Sub-Fund assets may be - even completely - invested in Emerging Markets. Max. 25% of Sub Fund assets may be held directly in time deposits and/or (up to 20% of Sub-Fund assets) in deposits at sight and/or invested in Money Market Instruments and/or (up to 10% of Sub-Fund assets) in money market funds for liquidity management. Max. 10% of Sub-Fund assets may be invested in UCITS and/or UCI. All bonds and money market instruments must have at the time of acquisition a rating of at least B- or a comparable rating from a recognised rating agency. Sub-Fund classifies as "equity-fund" according to German Investment Tax Act (GITA).

Investment goal

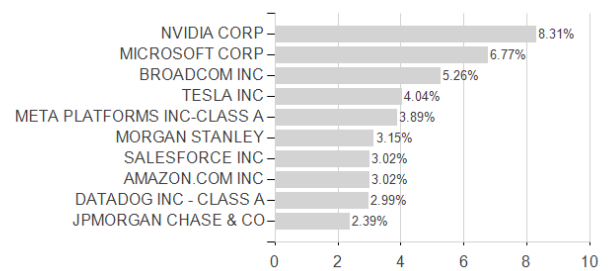
Long-term capital growth by investing in the global Equity Markets with a focus on the evolution of artificial intelligence in accordance with the Sustainability Key Performance Indicator Strategy (Relative) ("KPI Strategy (Relative)"). In this context, the aim is to outperform the Sub-Fund's Sustainability KPI compared to Sub-Fund's Benchmark to achieve the investment objective. The Sub-Fund follows the KPI Strategy (Relative) and promotes responsible investments by applying a sustainability key performance indicator ("Sustainability KPI") to provide transparency on the measurable sustainability outcome pursued by the Sub-Fund's Investment Manager for the shareholders. Minimum exclusion criteria for direct investments are applied.

Assessment Structure

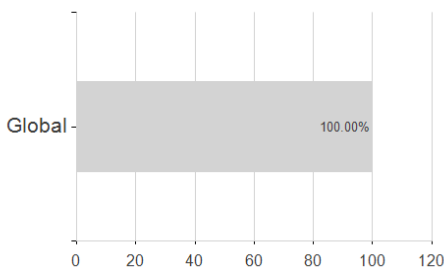
Assets



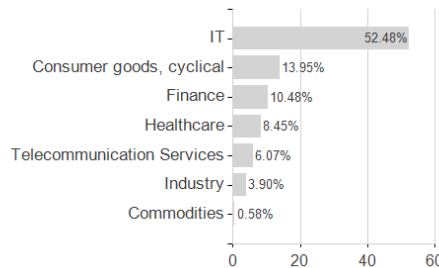
Largest positions



Countries



Branches



Currencies

