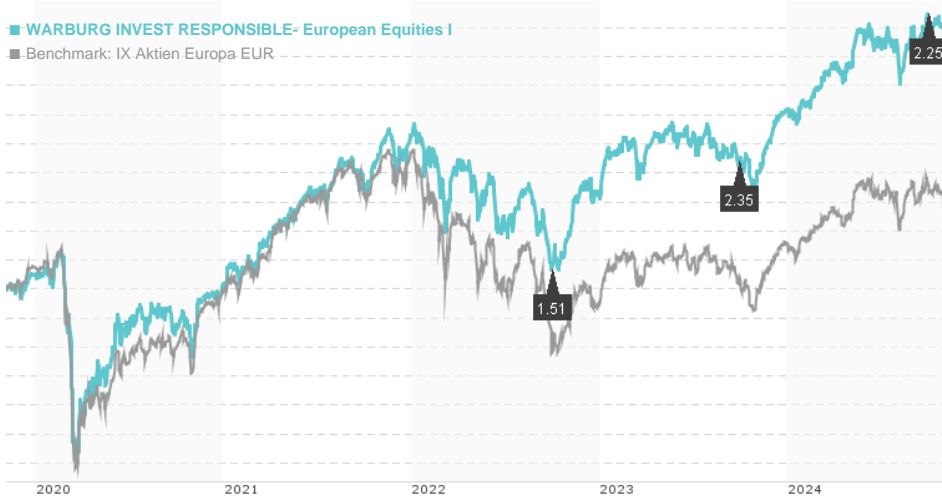


WARBURG INVEST RESPONSIBLE- European Equities I / DE000A2AJGW6 / A2AJGW / WARBURG INVEST KAG

Last 11/05/2024 ¹	Region	Branch	Type of yield	Type
149.32 EUR	Europe	Mixed Sectors	paying dividend	Equity Fund

■ WARBURG INVEST RESPONSIBLE- European Equities I
■ Benchmark: IX Aktien Europa EUR



Risk key figures

SRI 1 2 3 4 5 6 7

Mountain-View Funds Rating² EDA³

▲▲▲▲▲▲ 80

Yearly Performance

2023	+11.85%
2022	-7.64%
2021	+25.26%
2020	-1.46%
2019	+17.17%

Master data		Conditions		Other figures	
Fund type	Single fund	Issue surcharge	0.00%	Minimum investment	EUR 1,000,000.00
Category	Equity	Planned administr. fee	0.00%	Savings plan	-
Sub category	Mixed Sectors	Deposit fees	0.10%	UCITS / OGAW	Yes
Fund domicile	Germany	Redemption charge	0.00%	Performance fee	0.00%
Tranch volume	(11/05/2024) EUR 5.52 mill.	Ongoing charges	-	Redeployment fee	0.00%
Total volume	(06/30/2023) EUR 35.85 mill.	Dividends		Investment company	
Launch date	12/1/2016	30.09.2024	2.25 EUR	WARBURG INVEST KAG	
KESt report funds	Yes	29.09.2023	2.35 EUR	Ferdinandstraße 75, 20095, Hamburg	
Business year start	01.07.	30.09.2022	1.51 EUR	Germany	
Sustainability type	Ethics/ecology	30.09.2021	1.70 EUR	https://www.warburg-fonds.com	
Fund manager	Warburg Invest KAG mbH	30.09.2020	1.41 EUR		

Performance	1M	6M	YTD	1Y	2Y	3Y	5Y	Since start
Performance	-1.95%	+2.53%	+8.45%	+17.86%	+27.65%	+13.12%	+42.08%	+53.59%
Performance p.a.	-	-	-	+17.86%	+13.00%	+4.19%	+7.27%	+5.65%
Sharpe ratio	-3.19	0.19	0.73	1.60	0.96	0.09	0.26	0.18
Volatility	7.85%	10.72%	9.66%	9.29%	10.33%	12.94%	15.91%	14.19%
Worst month	-	-1.89%	-1.89%	-1.89%	-3.82%	-7.92%	-17.24%	-17.24%
Best month	-	3.03%	3.96%	7.30%	8.01%	8.01%	12.55%	12.55%
Maximum loss	-3.38%	-7.11%	-7.11%	-7.11%	-8.85%	-19.66%	-33.25%	-

Distribution permission

Austria, Germany, Czech Republic

¹ Important note on update status: The displayed date refers exclusively to the calculation of the NAV.

² The Mountain-View Data Fund Rating calculates a comparative ranking for funds using yield, volatility and trend data. For more information visit [MVD Funds Rating](#)

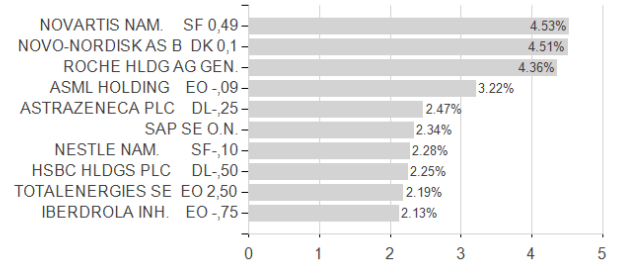
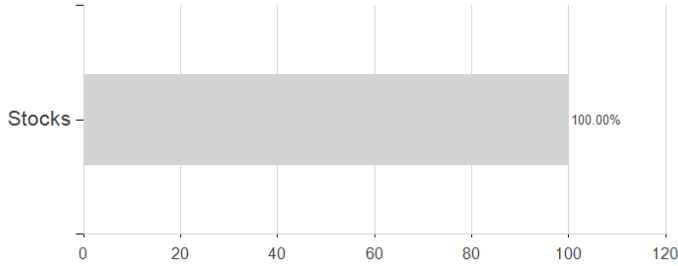
³ Displays the Ethical-Dynamical Ratio calculated according to standard criteria. The maximum value is 100. For more information visit [EDA](#)

WARBURG INVEST RESPONSIBLE- European Equities I / DE000A2AJGW6 / A2AJGW / WARBURG INVEST KAG

Assessment Structure

Assets

Largest positions



Countries

Branches

Currencies

