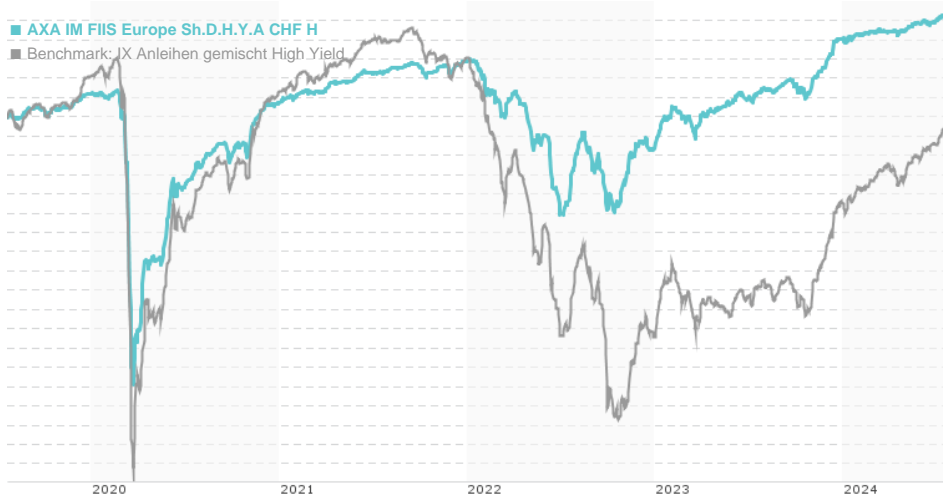


AXA IM FIIS Europe Sh.D.H.Y.A CHF H / LU0658025621 / A1JDMD / AXA Fds. Management

Last 07/19/2024 ¹	Region	Branch	Type of yield	Type
109.10 CHF	Europe	Bonds: Mixed	reinvestment	Fixed-Income Fund



Risk key figures

SRI	1	2	3	4	5	6	7	
Mountain-View Funds Rating ²							EDA ³	72

Yearly Performance

2023	+5.81%
2022	-4.39%
2021	+2.13%
2020	-0.46%
2019	+5.29%

Master data		Conditions		Other figures	
Fund type	Single fund	Issue surcharge	0.00%	Minimum investment	EUR 30,000,000.00
Category	Bonds	Planned administr. fee	0.00%	Savings plan	-
Sub category	Bonds: Mixed	Deposit fees	0.00%	UCITS / OGAW	Yes
Fund domicile	Luxembourg	Redemption charge	0.00%	Performance fee	0.00%
Tranch volume	(07/19/2024) EUR 27.30 mill.	Ongoing charges	-	Redeployment fee	0.00%
Total volume	(07/19/2024) EUR 1,288.76 mill.	Dividends		Investment company	
Launch date	8/8/2016	AXA Fds. Management			
KESr report funds	No	49, Avenue J.F. Kennedy, 1855, Luxembourg			
Business year start	01.01.	Luxembourg			
Sustainability type	-	www.axa-im.com			
Fund manager	Yves Berger, Chris Ellis				

Performance	1M	6M	YTD	1Y	2Y	3Y	5Y	Since start
Performance	+0.40%	+1.19%	+1.19%	+4.01%	+9.80%	+2.94%	+5.38%	+9.10%
Performance p.a.	-	-	-	+4.00%	+4.78%	+0.97%	+1.05%	+1.10%
Sharpe ratio	3.03	-1.92	-2.01	0.31	0.53	-1.22	-0.79	-0.95
Volatility	0.45%	0.67%	0.74%	1.06%	2.07%	2.22%	3.33%	2.73%
Worst month	-	0.01%	0.01%	-0.20%	-2.52%	-4.15%	-11.04%	-11.04%
Best month	-	0.39%	1.14%	1.37%	3.00%	3.00%	4.39%	4.39%
Maximum loss	-0.04%	-0.34%	-0.34%	-0.98%	-4.21%	-7.84%	-15.02%	-

Distribution permission

Austria, Germany, Switzerland

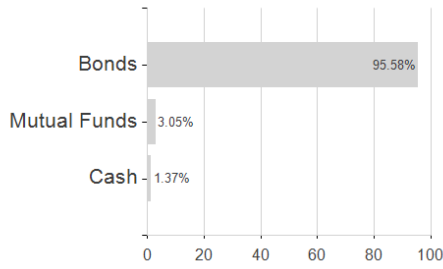
¹ Important note on update status: The displayed date refers exclusively to the calculation of the NAV.
² The Mountain-View Data Fund Rating calculates a comparative ranking for funds using yield, volatility and trend data. For more information visit [MVD Funds Rating](#)

AXA IM FIIS Europe Sh.D.H.Y.A CHF H / LU0658025621 / A1JDMD / AXA Fds. Management

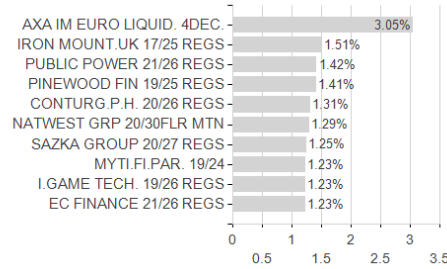
3 Displays the Ethical-Dynamical Ratio calculated according to standard criteria. The maximum value is 100. For more information visit [EDA](#)

Assessment Structure

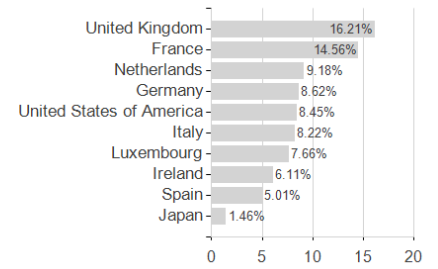
Assets



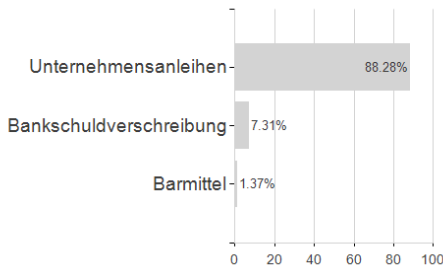
Largest positions



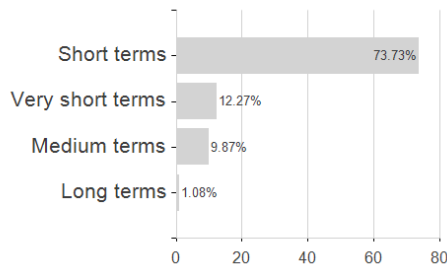
Countries



Issuer



Duration



Currencies

