

iShares S&P 500 Utilities S.U.E.USD A / IE00B4KBB01 / A142N3 / BlackRock AM (IE)

Last 08/22/2024 ¹	Country	Branch	Type of yield	Type
8.92 USD	United States of America	ETF Stocks	reinvestment	Alternative Investm.



Risk key figures

SRI	1	2	3	4	5	6	7	
Mountain-View Funds Rating ²							EDA ³	59

Yearly Performance

2023	-7.68%
2022	+1.03%
2021	+16.94%
2020	-0.14%
2019	+25.62%

Master data		Conditions		Other figures	
Fund type	Single fund	Issue surcharge	0.00%	Minimum investment	UNT 1
Category	Equity	Planned administr. fee	0.00%	Savings plan	-
Sub category	ETF Stocks	Deposit fees	0.00%	UCITS / OGAW	Yes
Fund domicile	Ireland	Redemption charge	0.00%	Performance fee	0.00%
Tranch volume	(08/22/2024) USD 390.36 mill.	Ongoing charges	-	Redeployment fee	0.00%
Total volume	(08/22/2024) USD 390.36 mill.	Dividends		Investment company	
Launch date	3/20/2017	BlackRock AM (IE)			
KESt report funds	Yes	12 Throgmorton Avenue, EC2N 2DL, London			
Business year start	01.12.	United Kingdom			
Sustainability type	-	https://www.blackrock.com			
Fund manager	BlackRock Asset Management Ireland Ltd.				

Performance	1M	6M	YTD	1Y	2Y	3Y	5Y	Since start
Performance	+6.25%	+24.00%	+20.32%	+22.40%	+3.54%	+17.87%	+38.33%	+79.53%
Performance p.a.	-	-	-	+22.33%	+1.75%	+5.63%	+6.70%	+8.19%
Sharpe ratio	7.22	3.43	1.98	1.12	-0.10	0.12	0.14	0.23
Volatility	13.94%	14.70%	15.16%	16.77%	18.32%	17.95%	22.80%	20.03%
Worst month	-	-5.56%	-5.56%	-6.25%	-11.38%	-11.38%	-11.38%	-11.38%
Best month	-	8.88%	8.88%	8.88%	8.88%	10.35%	10.44%	10.44%
Maximum loss	-2.69%	-6.45%	-7.75%	-13.25%	-25.76%	-25.76%	-36.33%	-

Distribution permission

Austria, Germany, Switzerland

¹ Important note on update status: The displayed date refers exclusively to the calculation of the NAV.

² The Mountain-View Data Fund Rating calculates a comparative ranking for funds using yield, volatility and trend data. For more information visit [MVD Funds Rating](#)

³ Displays the Ethical-Dynamical Ratio calculated according to standard criteria. The maximum value is 100. For more information visit [EDA](#)

DISCLAIMER: The information on this page are for informational purposes only and should neither an offer to sell nor a solicitation for the purchase of the security or recommendation in favor of the security to be understood. baha GmbH assumes no liability despite thorough searches for the accuracy of the data.

Funds data from: www.mountain-view.com. Fact Sheet created by: www.baha.com

iShares S&P 500 Utilities S.U.E.USD A / IE00B4KBBD01 / A142N3 / BlackRock AM (IE)

Investment strategy

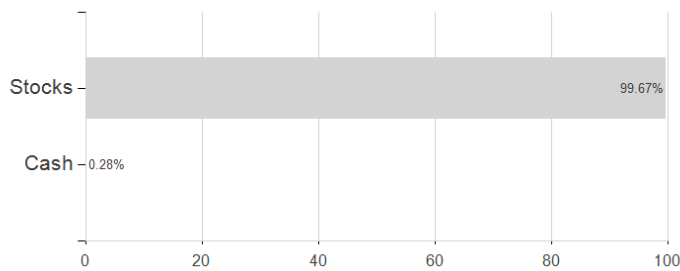
The Index measures the performance of stocks from the S&P 500 Index which are within the Global Industry Classification Standard (GICS) utilities sector. The S&P 500 measures the performance of 500 stocks from top US companies in leading industries of the US economy which meet S&P's size, liquidity and free-float criteria. The GICS utilities sector currently comprises companies considered to be electric, gas and/or water utility companies, and/or companies that operate as independent producers and/or distributors of power. This sector includes companies with nuclear and/or non-nuclear facilities. The Index may not include and/or may not be limited to every category comprising the sector listed here. Companies are included in the Index on a free float-adjusted market capitalisation weighted basis. Free float -adjusted means that only shares available to international investors, rather than all of a company's issued shares, are used to calculate the Index. Free float market capitalisation is the share price of a company multiplied by the number of shares available to international investors. The Index caps the weight of the largest companies at each rebalance to ensure index diversification. The weight of the largest group entity in the Index is capped at 33% and the remaining group entities at 19%.

Investment goal

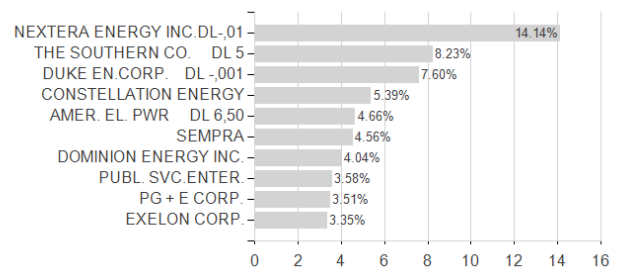
The Share Class is a share class of a Fund which aims to achieve a return on your investment, through a combination of capital growth and income on the Fund's assets, which reflects the return of the S&P 500 Capped 35/20 Utilities Index, the Fund's benchmark index (Index). The Share Class, via the Fund is passively managed, and aims to invest in equity securities (e.g. shares) that, so far as possible and practicable, make up the Index.

Assessment Structure

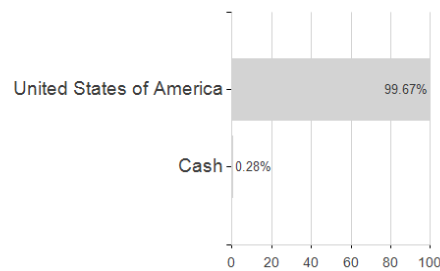
Assets



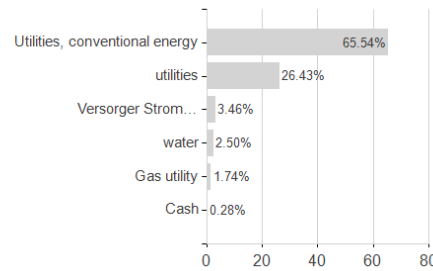
Largest positions



Countries



Branches



Currencies

