

AXA WF ROBOTECH F Cap EUR / LU1529781038 / A2DHLS / AXA Fds. Management

| | | | | |
|------------------------------|-----------|-------------------|---------------|-------------|
| Last 10/01/2024 ¹ | Region | Branch | Type of yield | Type |
| 212.11 EUR | Worldwide | Sector Technology | reinvestment | Equity Fund |



Risk key figures

| | | | | | | | | |
|---|---|---|---|---|---|---|------------------|----|
| SRI | 1 | 2 | 3 | 4 | 5 | 6 | 7 | |
| Mountain-View Funds Rating ² | | | | | | | EDA ³ | 77 |

Yearly Performance

| | |
|------|---------|
| 2023 | +22.36% |
| 2022 | -31.23% |
| 2021 | +27.04% |
| 2020 | +33.03% |
| 2019 | +40.11% |

| Master data | | Conditions | | Other figures | |
|---------------------|---------------------------------|---|-------|---------------------------|-------|
| Fund type | Single fund | Issue surcharge | 2.00% | Minimum investment | UNT 0 |
| Category | Equity | Planned administr. fee | 0.00% | Savings plan | - |
| Sub category | Sector Technology | Deposit fees | 0.00% | UCITS / OGAW | Yes |
| Fund domicile | Luxembourg | Redemption charge | 0.00% | Performance fee | 0.00% |
| Tranch volume | (12/30/2021) USD 36.83 mill. | Ongoing charges | - | Redeployment fee | 0.00% |
| Total volume | (10/01/2024) USD 1,056.59 mill. | Dividends | | Investment company | |
| Launch date | 5/9/2017 | AXA Fds. Management | | | |
| KESr report funds | Yes | 49, Avenue J.F. Kennedy, 1855, Luxembourg | | | |
| Business year start | 01.01. | Luxembourg | | | |
| Sustainability type | - | www.axa-im.com | | | |
| Fund manager | Tom Riley, Jeremy Gleeson | | | | |

| Performance | 1M | 6M | YTD | 1Y | 2Y | 3Y | 5Y | Since start |
|------------------|--------|---------|---------|---------|---------|---------|---------|-------------|
| Performance | +3.58% | -0.83% | +10.10% | +19.51% | +30.65% | +4.99% | +73.05% | +112.11% |
| Performance p.a. | - | - | - | +19.51% | +14.32% | +1.63% | +11.58% | +10.69% |
| Sharpe ratio | 2.14 | -0.22 | 0.50 | 0.82 | 0.54 | -0.07 | 0.34 | 0.33 |
| Volatility | 25.74% | 22.14% | 21.11% | 19.95% | 20.41% | 23.33% | 24.63% | 22.36% |
| Worst month | - | -4.12% | -4.12% | -7.53% | -10.28% | -13.02% | -13.02% | -13.02% |
| Best month | - | 4.09% | 7.55% | 10.26% | 10.74% | 17.28% | 17.28% | 17.28% |
| Maximum loss | -4.35% | -16.95% | -16.95% | -16.95% | -18.39% | -34.85% | -34.85% | - |

Distribution permission

Austria, Germany, Switzerland, Czech Republic

¹ Important note on update status: The displayed date refers exclusively to the calculation of the NAV.

² The Mountain-View Data Fund Rating calculates a comparative ranking for funds using yield, volatility and trend data. For more information visit [MVD Funds Rating](#)

DISCLAIMER: The information on this page are for informational purposes only and should neither an offer to sell nor a solicitation for the purchase of the security or recommendation in favor of the security to be understood. baha GmbH assumes no liability despite thorough searches for the accuracy of the data.

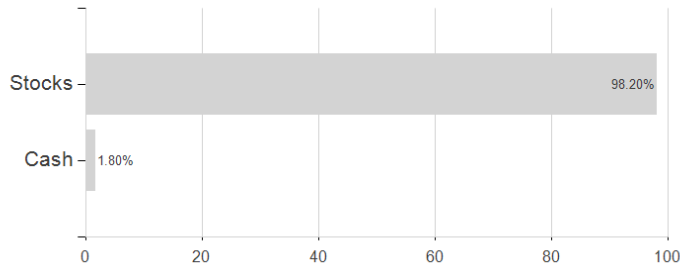
Funds data from: www.mountain-view.com. Fact Sheet created by: www.baha.com

AXA WF ROBOTECH F Cap EUR / LU1529781038 / A2DHLS / AXA Fds. Management

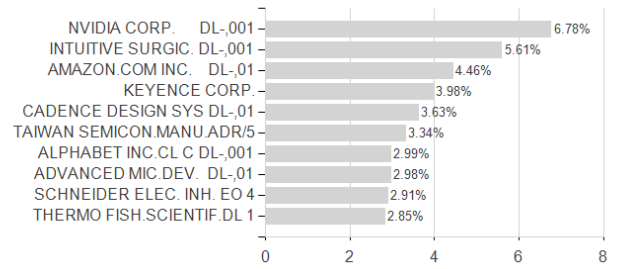
3 Displays the Ethical-Dynamical Ratio calculated according to standard criteria. The maximum value is 100. For more information visit [EDA](#)

Assessment Structure

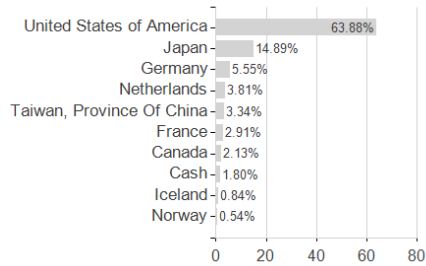
Assets



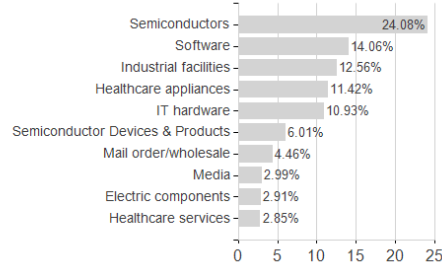
Largest positions



Countries



Branches



Currencies

