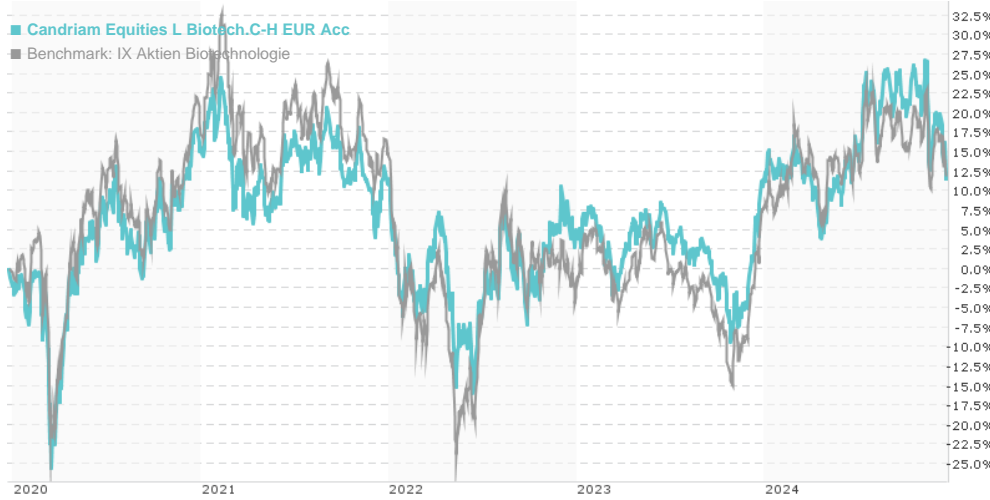


Candriam Equities L Biotech.C-H EUR Acc / LU1120766206 / A2DLUA / Candriam

Last 12/19/2024 ¹	Region	Branch	Type of yield	Type
197.11 EUR	Worldwide	Sector Biotechnology	reinvestment	Equity Fund



Risk key figures

SRI	1	2	3	4	5	6	7	
Mountain-View Funds Rating ²							EDA ³	75

Yearly Performance

2023	+5.25%
2022	-5.21%
2021	-3.71%
2020	+17.10%
2019	+30.88%

Master data		Conditions		Other figures	
Fund type	Single fund	Issue surcharge	3.50%	Minimum investment	UNT 0
Category	Equity	Planned administr. fee	0.00%	Savings plan	-
Sub category	Sector Biotechnology	Deposit fees	0.00%	UCITS / OGAW	Yes
Fund domicile	Luxembourg	Redemption charge	0.00%	Performance fee	0.00%
Tranch volume	(12/19/2024) USD 84.39 mill.	Ongoing charges	-	Redeployment fee	0.00%
Total volume	(12/19/2024) USD 1,372.07 mill.	Dividends		Investment company	
Launch date	1/22/2015	Candriam			
KESr report funds	Yes	19-21 route d'Arlon, 8009, Strassen			
Business year start	01.01.	Luxembourg			
Sustainability type	-	www.candriam.com			
Fund manager	Rudi Van Den Eynde				

Performance	1M	6M	YTD	1Y	2Y	3Y	5Y	Since start
Performance	-1.64%	-0.40%	+0.93%	+4.34%	+7.35%	+0.20%	+13.80%	+31.41%
Performance p.a.	-	-	-	+4.33%	+3.60%	+0.07%	+2.62%	+2.79%
Sharpe ratio	-1.04	-0.19	-0.11	0.08	0.04	-0.14	-0.01	0.00
Volatility	20.25%	19.20%	17.54%	17.91%	17.02%	20.39%	22.75%	23.23%
Worst month	-	-7.05%	-7.05%	-7.05%	-7.05%	-10.71%	-10.71%	-23.30%
Best month	-	6.17%	13.33%	13.33%	13.33%	13.33%	13.33%	13.33%
Maximum loss	-7.05%	-12.02%	-12.02%	-12.02%	-16.45%	-25.62%	-32.47%	-

Distribution permission

Austria, Germany, Switzerland, Luxembourg, Czech Republic

¹ Important note on update status: The displayed date refers exclusively to the calculation of the NAV.
² The Mountain-View Data Fund Rating calculates a comparative ranking for funds using yield, volatility and trend data. For more information visit [MVD Funds Rating](#)

Candriam Equities L Biotech.C-H EUR Acc / LU1120766206 / A2DLUA / Candriam

Investment strategy

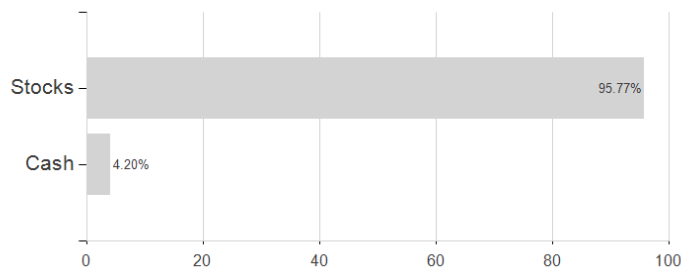
Equities of companies active in biotechnology whose registered offices and/or principal activities are throughout the world. The management team makes discretionary investment choices based on economic/financial analyses. There are two strands in the selection of companies: a clinical analysis and a fundamental analysis. The clinical analysis aims to assess the quality of the available clinical data and to use only companies found to be convincing in this respect. The fundamental analysis selects the best companies according to five criteria: quality of management, growth potential, competitive advantage, value creation and indebtedness. The fund promotes, among other characteristics, environmental and/or social characteristics but does not have sustainable investment as its objective. The analysis of ESG aspects (environment, social, governance) is included in the selection, analysis and global evaluation of companies. The fund is managed actively and the investment approach implies a reference to a benchmark (the index). The index measures the performance of NASDAQ-listed companies from the biotechnology and pharmaceuticals sector

Investment goal

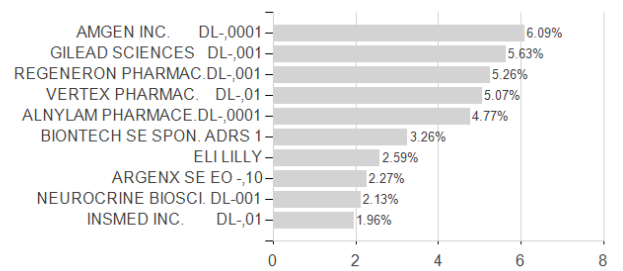
The fund seeks to achieve capital growth by investing in the principal assets traded and to outperform the benchmark.

Assessment Structure

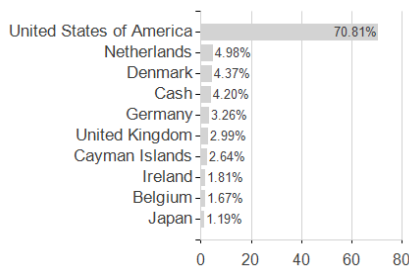
Assets



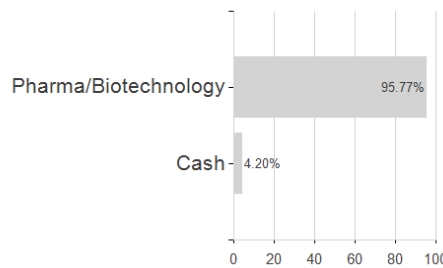
Largest positions



Countries



Branches



Currencies

