

Fidelity Fd.Insti.Em.Mkt.Eq.Fd.I Acc USD / LU0261963887 / A0LGU0 / FIL IM (LU)

Last 11/04/2024 ¹	Region	Branch	Type of yield	Type
234.50 USD	Emerging Markets	Mixed Sectors	reinvestment	Equity Fund



Risk key figures

SRI	1	2	3	4	5	6	7
-----	---	---	---	---	---	---	---

Mountain-View Funds Rating ²	EDA ³
▲▲▲▲▲	77

Yearly Performance

2023	+9.03%
2022	-34.09%
2021	+1.41%
2020	+27.29%
2019	+29.42%

Master data		Conditions		Other figures	
Fund type	Single fund	Issue surcharge	0.00%	Minimum investment	USD 10,000,000.00
Category	Equity	Planned administr. fee	0.00%	Savings plan	-
Sub category	Mixed Sectors	Deposit fees	0.00%	UCITS / OGAW	Yes
Fund domicile	Luxembourg	Redemption charge	0.00%	Performance fee	0.00%
Tranch volume	(11/04/2024) EUR 41.17 mill.	Ongoing charges	-	Redeployment fee	0.00%
Total volume	(10/31/2024) EUR 160.86 mill.	Dividends		Investment company	
Launch date	8/14/2006			FIL IM (LU)	
KESt report funds	Yes			Kärntner Straße 9, Top 8, 1010, Wien	
Business year start	01.05.			Austria	
Sustainability type	-			https://www.fidelity.at	
Fund manager	Nick Price, Amit Goel				

Performance	1M	6M	YTD	1Y	2Y	3Y	5Y	Since start
Performance	-3.18%	+1.12%	+10.93%	+17.96%	+28.21%	-22.09%	+8.56%	+134.50%
Performance p.a.	-	-	-	+18.01%	+13.21%	-7.98%	+1.66%	+4.78%
Sharpe ratio	-2.79	-0.05	0.68	1.03	0.64	-0.60	-0.07	0.08
Volatility	12.43%	15.31%	14.75%	14.57%	15.82%	18.55%	20.18%	21.41%
Worst month	-	-2.63%	-2.63%	-2.63%	-5.36%	-9.85%	-16.52%	-29.74%
Best month	-	3.45%	4.72%	7.71%	14.89%	14.89%	14.89%	18.08%
Maximum loss	-3.51%	-11.18%	-11.18%	-11.18%	-13.48%	-43.28%	-48.26%	-

Distribution permission

Austria, Germany, Switzerland, Luxembourg, Czech Republic

1 Important note on update status: The displayed date refers exclusively to the calculation of the NAV.
 2 The Mountain-View Data Fund Rating calculates a comparative ranking for funds using yield, volatility and trend data. For more information visit [MVD Funds Rating](#)
 3 Displays the Ethical-Dynamical Ratio calculated according to standard criteria. The maximum value is 100. For more information visit [EDA](#)

Fidelity Fd.Insti.Em.Mkt.Eq.Fd.I Acc USD / LU0261963887 / A0LGU0 / FIL IM (LU)

Investment strategy

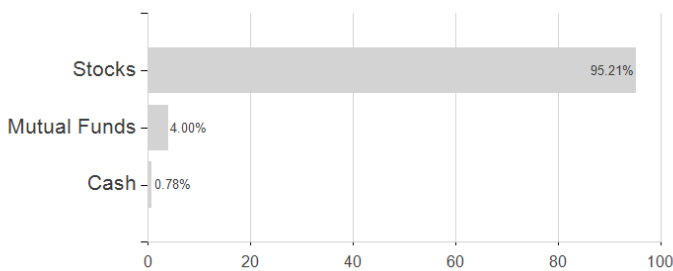
In actively managing the fund, the Investment Manager considers growth and company financials, return on capital, cash flows and other measures, as well as company management, industry economic conditions, and other factors. It also considers ESG characteristics when assessing investment risks and opportunities. In determining favourable ESG characteristics, the Investment Manager takes into account ESG ratings provided by Fidelity or external agencies. Through the investment management process, the Investment Manager aims to ensure that investee companies follow good governance practices. The fund adheres to the Fidelity Sustainable Investing Framework standards. For more information, see "Sustainable Investing and ESG Integration".

Investment goal

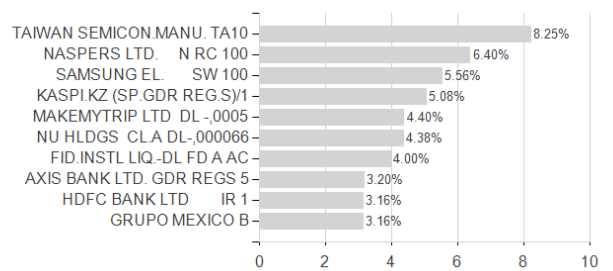
The fund aims to achieve capital growth over time. The fund invests at least 70% of its assets, in equities of companies from anywhere in the world including Latin America, South East Asia, Africa, Eastern Europe (including Russia) and the Middle East and that are experiencing rapid economic growth. The fund may also invest in money market instruments on an ancillary basis. The fund invests at least 50% of its assets in securities of companies with favourable environmental, social and governance (ESG) characteristics. The fund may invest less than 30% of its assets (directly and/or indirectly) in China A and B shares (in aggregate).

Assessment Structure

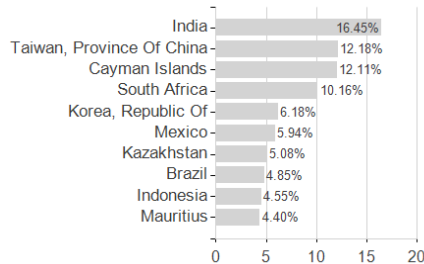
Assets



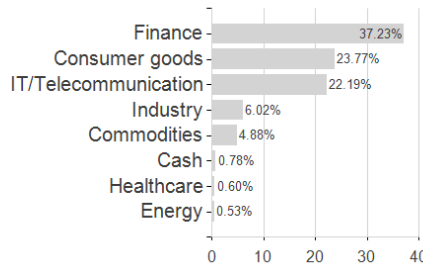
Largest positions



Countries



Branches



Currencies

