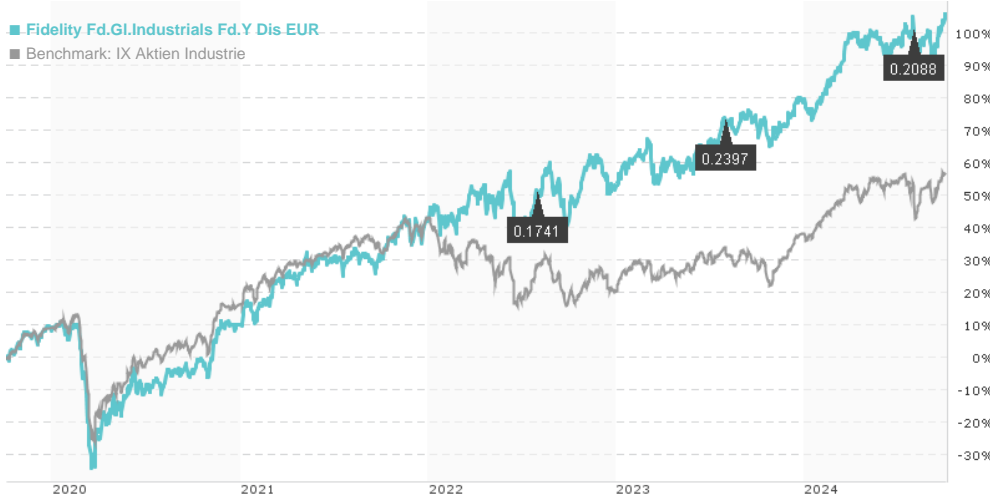


Fidelity Fd.GI.Industrials Fd.Y Dis EUR / LU0936579183 / A1W4UB / FIL IM (LU)

Last 10/02/2024 ¹	Region	Branch	Type of yield	Type
27.15 EUR	Worldwide	Sector Industry	paying dividend	Equity Fund



Risk key figures

SRI	1	2	3	4	5	6	7
Mountain-View Funds Rating ²	EDA ³						
	48						

Yearly Performance

2023	+18.01%
2022	+6.68%
2021	+28.98%
2020	+1.75%
2019	+22.99%

Master data		Conditions		Other figures	
Fund type	Single fund	Issue surcharge	0.00%	Minimum investment	USD 2,500.00
Category	Equity	Planned administr. fee	0.00%	Savings plan	-
Sub category	Sector Industry	Deposit fees	0.00%	UCITS / OGAW	Yes
Fund domicile	Luxembourg	Redemption charge	0.00%	Performance fee	0.00%
Tranch volume	(10/02/2024) EUR 21.85 mill.	Ongoing charges	-	Redeployment fee	0.00%
Total volume	(08/30/2024) EUR 628.60 mill.	Dividends		Investment company	
Launch date	10/9/2013	01.08.2024	0.21 EUR	FIL IM (LU)	
KESt report funds	Yes	01.08.2023	0.24 EUR	Kärntner Straße 9, Top 8, 1010, Wien	
Business year start	01.05.	01.08.2022	0.17 EUR	Austria	
Sustainability type	-	02.08.2021	0.10 EUR	https://www.fidelity.at	
Fund manager	Ashish Bhardwaj	03.08.2020	0.15 EUR		

Performance	1M	6M	YTD	1Y	2Y	3Y	5Y	Since start
Performance	+2.53%	+3.65%	+15.07%	+19.86%	+42.30%	+57.82%	+107.18%	+198.63%
Performance p.a.	-	-	-	+19.80%	+19.29%	+16.44%	+15.67%	+10.47%
Sharpe ratio	1.93	0.31	1.44	1.39	1.23	0.85	0.64	0.41
Volatility	16.71%	13.29%	12.02%	11.97%	13.08%	15.46%	19.28%	17.51%
Worst month	-	-2.39%	-2.39%	-3.59%	-6.05%	-9.19%	-16.96%	-16.96%
Best month	-	3.69%	7.23%	7.23%	10.27%	10.27%	15.76%	15.76%
Maximum loss	-4.91%	-7.60%	-7.60%	-7.60%	-8.31%	-12.85%	-40.73%	-

Distribution permission

Austria, Germany, Switzerland, Luxembourg, Czech Republic

¹ Important note on update status: The displayed date refers exclusively to the calculation of the NAV.

² The Mountain-View Data Fund Rating calculates a comparative ranking for funds using yield, volatility and trend data. For more information visit [MVD Funds Rating](#)

³ Displays the Ethical-Dynamical Ratio calculated according to standard criteria. The maximum value is 100. For more information visit [EDA](#)

Fidelity Fd.GI.Industrials Fd.Y Dis EUR / LU0936579183 / A1W4UB / FIL IM (LU)

Investment strategy

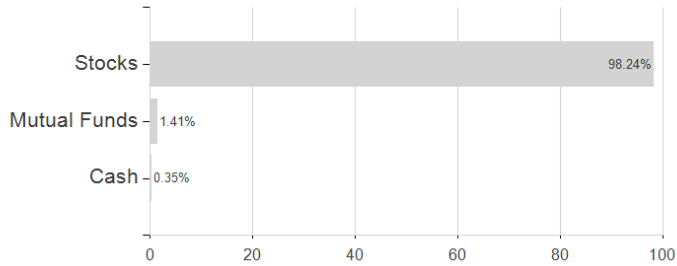
The fund invests at least 70% (and normally 75%) of its assets, in equities of companies that are involved in the research, development, manufacture, distribution, supply or sale of materials, products or services that relate to cyclical and natural resource industries. These investments may be from anywhere in the world, including emerging markets. The fund may also invest in money market instruments on an ancillary basis.

Investment goal

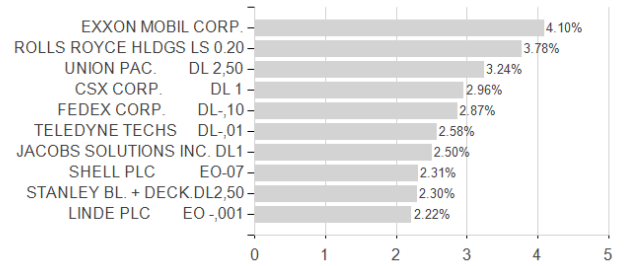
The fund aims to achieve capital growth over the long term.

Assessment Structure

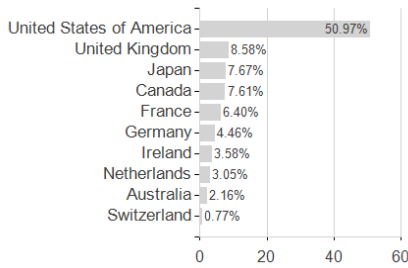
Assets



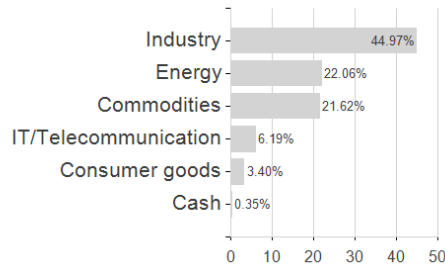
Largest positions



Countries



Branches



Currencies

