

Fidelity Fd.GI.Inc.Fd.A Dis USD / LU0882574485 / A12DRJ / FIL IM (LU)

Last 08/26/2024 ¹	Region	Branch	Type of yield	Type
9.44 USD	Worldwide	Bonds: Mixed	paying dividend	Fixed-Income Fund



Risk key figures

SRI	1	2	3	4	5	6	7	
Mountain-View Funds Rating ²							EDA ³	74

Yearly Performance

2023	+8.56%
2022	-10.54%
2021	+0.07%
2020	+5.01%
2019	+12.69%

Master data		Conditions		Other figures	
Fund type	Single fund	Issue surcharge	3.50%	Minimum investment	USD 2,500.00
Category	Bonds	Planned administr. fee	0.00%	Savings plan	-
Sub category	Bonds: Mixed	Deposit fees	0.35%	UCITS / OGAW	Yes
Fund domicile	Luxembourg	Redemption charge	0.00%	Performance fee	0.00%
Tranch volume	(08/26/2024) EUR 11.43 mill.	Ongoing charges	-	Redeployment fee	0.00%
Total volume	(07/31/2024) EUR 689.00 mill.	Dividends		Investment company	
Launch date	4/9/2013	01.08.2024	0.04 USD	FIL IM (LU) Kärntner Straße 9, Top 8, 1010, Wien Austria https://www.fidelity.at	
KESt report funds	No	01.07.2024	0.03 USD		
Business year start	01.05.	03.06.2024	0.04 USD		
Sustainability type	-	01.05.2024	0.03 USD		
Fund manager	James Durance, Claudio Ferrarese, Peter Khan, Tim Foster	01.04.2024	0.03 USD		

Performance	1M	6M	YTD	1Y	2Y	3Y	5Y	Since start
Performance	+1.91%	+5.62%	+4.88%	+10.84%	+13.08%	+0.75%	+9.09%	+34.57%
Performance p.a.	-	-	-	+10.87%	+6.33%	+0.25%	+1.75%	+2.64%
Sharpe ratio	7.87	2.49	1.16	2.02	0.68	-0.82	-0.39	-0.22
Volatility	2.73%	3.24%	3.52%	3.65%	4.15%	3.98%	4.59%	3.95%
Worst month	-	-1.30%	-1.30%	-1.30%	-3.45%	-4.11%	-10.61%	-10.61%
Best month	-	2.12%	3.15%	3.32%	3.32%	3.32%	4.52%	4.73%
Maximum loss	-0.46%	-1.74%	-1.74%	-2.03%	-5.24%	-15.62%	-16.00%	-

Distribution permission

Austria, Germany, Switzerland, Luxembourg

¹ Important note on update status: The displayed date refers exclusively to the calculation of the NAV.

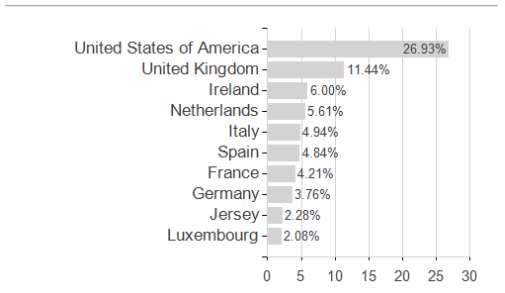
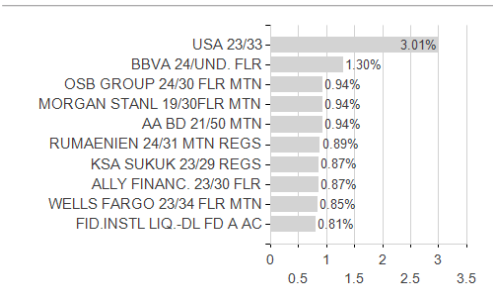
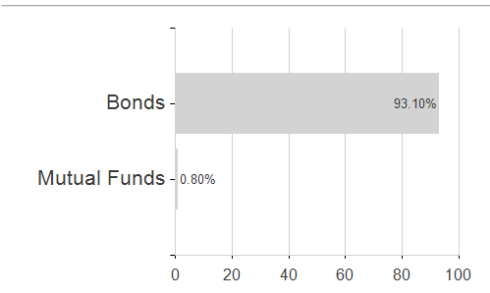
² The Mountain-View Data Fund Rating calculates a comparative ranking for funds using yield, volatility and trend data. For more information visit [MVD Funds Rating](#)

³ Displays the Ethical-Dynamical Ratio calculated according to standard criteria. The maximum value is 100. For more information visit [EDA](#)

Fidelity Fd.GI.Inc.Fd.A Dis USD / LU0882574485 / A12DRJ / FIL IM (LU)

Assessment Structure

Assets Largest positions Countries



Issuer

Duration

Currencies

