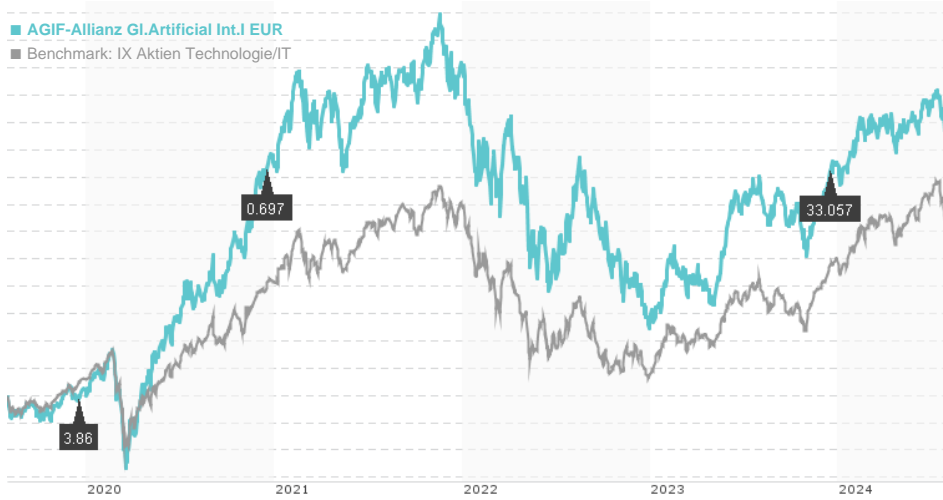


AGIF-Allianz GI.Artificial Int.I EUR / LU1548496451 / A2DKAK / Allianz GI.Investors

Last 07/31/2024 ¹	Region	Branch	Type of yield	Type
2741.01 EUR	Worldwide	Sector Technology	paying dividend	Equity Fund



Risk key figures

SRI	1	2	3	4	5	6	7
Mountain-View Funds Rating ²							EDA ³
							86

Yearly Performance

2023	+44.59%
2022	-41.56%
2021	+18.53%
2020	+84.72%
2019	+32.84%

Master data		Conditions		Other figures	
Fund type	Single fund	Issue surcharge	2.00%	Minimum investment	EUR 4,000,000.00
Category	Equity	Planned administr. fee	0.00%	Savings plan	-
Sub category	Sector Technology	Deposit fees	0.00%	UCITS / OGAW	Yes
Fund domicile	Luxembourg	Redemption charge	0.00%	Performance fee	0.00%
Tranch volume	(07/30/2024) EUR 6.61 mill.	Ongoing charges	-	Redeployment fee	0.00%
Total volume	(07/30/2024) EUR 7,531.96 mill.	Dividends		Investment company	
Launch date	3/31/2017	15.12.2023	33.06 EUR	Allianz GI.Investors	
KEST report funds	Yes	15.12.2020	0.70 EUR	Bockenheimer Landstraße 42-44, 60323, Frankfurt am Main	
Business year start	01.10.	16.12.2019	3.86 EUR	Germany	
Sustainability type	-	https://www.allianzgi.com			
Fund manager	Sebastian Thomas				

Performance	1M	6M	YTD	1Y	2Y	3Y	5Y	Since start
Performance	-4.14%	+3.53%	+6.31%	+10.94%	+18.85%	-8.34%	+97.67%	+178.52%
Performance p.a.	-	-	-	+10.91%	+9.02%	-2.86%	+14.58%	+14.98%
Sharpe ratio	-1.83	0.18	0.55	0.46	0.24	-0.21	0.38	0.42
Volatility	19.66%	17.85%	17.61%	18.55%	24.59%	28.79%	29.36%	27.19%
Worst month	-	-3.92%	-3.92%	-8.81%	-8.81%	-17.91%	-17.91%	-17.91%
Best month	-	4.54%	8.06%	13.64%	19.43%	19.43%	19.43%	19.43%
Maximum loss	-7.03%	-7.03%	-7.03%	-16.29%	-33.31%	-47.87%	-47.87%	-

Distribution permission

Austria, Germany, Switzerland

¹ Important note on update status: The displayed date refers exclusively to the calculation of the NAV.

² The Mountain-View Data Fund Rating calculates a comparative ranking for funds using yield, volatility and trend data. For more information visit [MVD Funds Rating](#)

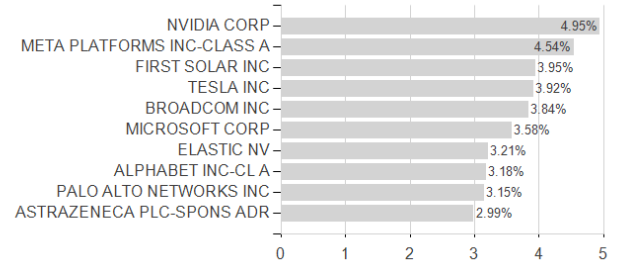
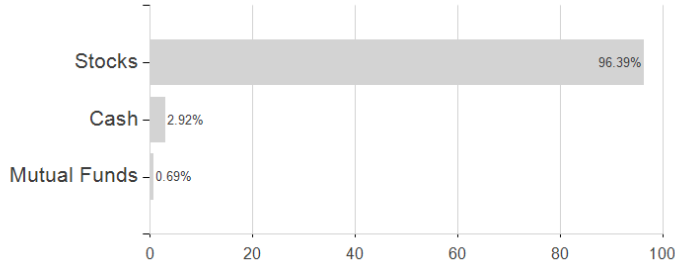
³ Displays the Ethical-Dynamical Ratio calculated according to standard criteria. The maximum value is 100. For more information visit [EDA](#)

AGIF-Allianz GI.Artificial Int.I EUR / LU1548496451 / A2DKAK / Allianz GI.Investors

Assessment Structure

Assets

Largest positions



Countries

Branches

Currencies

