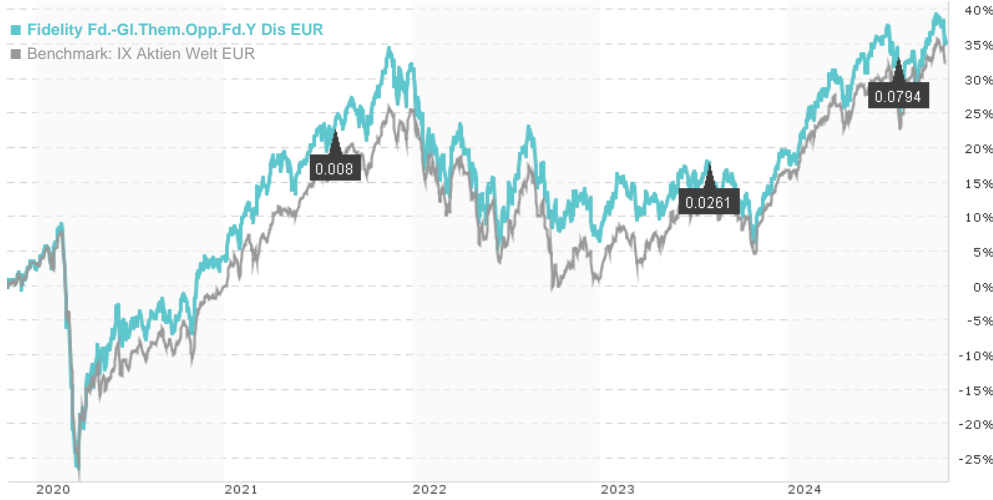


Fidelity Fd.-Gl.Them.Opp.Fd.Y Dis EUR / LU0936580785 / A1W4UF / FIL IM (LU)

Last 11/04/2024 ¹	Region	Branch	Type of yield	Type
25.13 EUR	Worldwide	Mixed Sectors	paying dividend	Equity Fund



Risk key figures

SRI	1	2	3	4	5	6	7
Mountain-View Funds Rating ²	EDA ³						
	77						

Yearly Performance

2023	+12.09%
2022	-18.73%
2021	+25.62%
2020	+2.09%
2019	+25.72%

Master data		Conditions		Other figures	
Fund type	Single fund	Issue surcharge	0.00%	Minimum investment	USD 2,500.00
Category	Equity	Planned administr. fee	0.00%	Savings plan	-
Sub category	Mixed Sectors	Deposit fees	0.00%	UCITS / OGAW	Yes
Fund domicile	Luxembourg	Redemption charge	0.00%	Performance fee	0.00%
Tranch volume	(11/04/2024) EUR 6.88 mill.	Ongoing charges	-	Redeployment fee	0.00%
Total volume	(10/31/2024) EUR 1,680.47 mill.	Dividends		Investment company	
Launch date	10/9/2013	01.08.2024	0.08 EUR	FIL IM (LU)	
KEST report funds	Yes	01.08.2023	0.03 EUR	Kärntner Straße 9, Top 8, 1010, Wien	
Business year start	01.05.	02.08.2021	0.01 EUR	Austria	
Sustainability type	-	03.08.2020	0.12 EUR	https://www.fidelity.at	
Fund manager	Caroline Shaw, Julie-Ann Ashcroft	01.08.2019	0.09 EUR		

Performance	1M	6M	YTD	1Y	2Y	3Y	5Y	Since start
Performance	-1.10%	+4.13%	+13.10%	+22.38%	+23.61%	+3.28%	+36.15%	+161.44%
Performance p.a.	-	-	-	+22.45%	+11.16%	+1.08%	+6.36%	+9.06%
Sharpe ratio	-1.47	0.43	1.09	1.75	0.69	-0.14	0.21	0.41
Volatility	10.40%	12.37%	11.63%	11.11%	11.79%	14.14%	15.98%	14.77%
Worst month	-	-1.03%	-2.21%	-2.21%	-5.46%	-7.39%	-12.60%	-12.60%
Best month	-	3.89%	4.65%	6.13%	6.13%	8.96%	10.28%	10.28%
Maximum loss	-3.01%	-9.40%	-9.40%	-9.40%	-9.96%	-21.58%	-32.52%	-

Distribution permission

Austria, Germany, Switzerland, Luxembourg, Czech Republic

¹ Important note on update status: The displayed date refers exclusively to the calculation of the NAV.

² The Mountain-View Data Fund Rating calculates a comparative ranking for funds using yield, volatility and trend data. For more information visit [MVD Funds Rating](#)

³ Displays the Ethical-Dynamical Ratio calculated according to standard criteria. The maximum value is 100. For more information visit [EDA](#)

Fidelity Fd.-GI.Them.Opp.Fd.Y Dis EUR / LU0936580785 / A1W4UF / FIL IM (LU)

Investment strategy

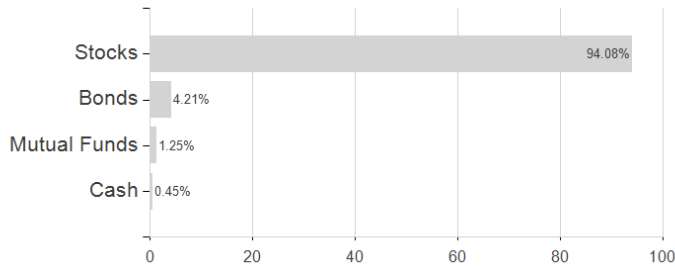
The fund invests at least 70% of its assets, in equities of companies from anywhere in the world, including emerging markets. It will seek exposure to long-term market themes that benefit from long-term (structural and not cyclical) economic or social trends, such as disruptive technologies that modify consumer behaviour, demographics (population growth, ageing and middle class growth) and climate change. Secular changes generally last for ten years or more and can lead to structural changes.

Investment goal

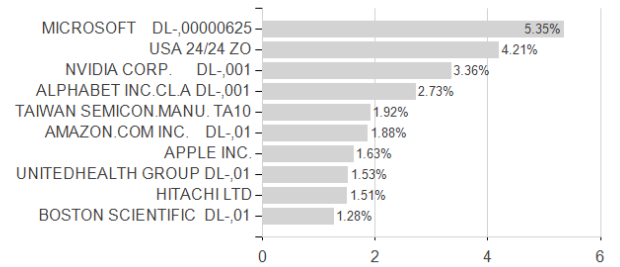
The fund aims to achieve capital growth over the long term.

Assessment Structure

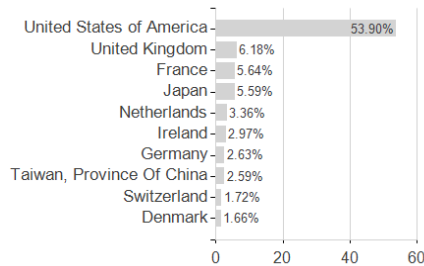
Assets



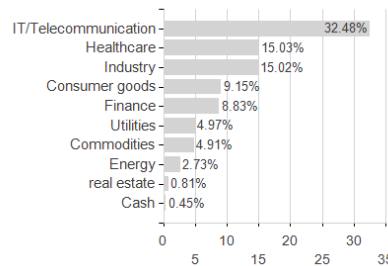
Largest positions



Countries



Branches



Currencies

