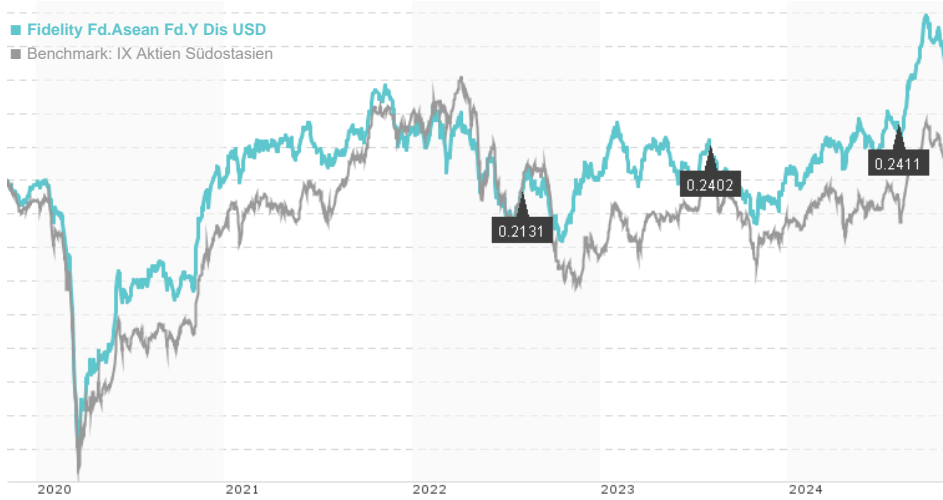


Fidelity Fd.Asean Fd.Y Dis USD / LU0936575439 / A1W4TT / FIL IM (LU)

Last 11/04/2024 ¹	Region	Branch	Type of yield	Type
11.59 USD	Asia	Mixed Sectors	paying dividend	Equity Fund



Risk key figures

SRI	1	2	3	4	5	6	7
Mountain-View Funds Rating ²	EDA ³						
	77						

Yearly Performance

2023	+0.99%
2022	-6.45%
2021	+7.73%
2020	+0.74%
2019	+10.68%

Master data		Conditions		Other figures	
Fund type	Single fund	Issue surcharge	0.00%	Minimum investment	USD 2,500.00
Category	Equity	Planned administr. fee	0.00%	Savings plan	-
Sub category	Mixed Sectors	Deposit fees	0.00%	UCITS / OGAW	Yes
Fund domicile	Luxembourg	Redemption charge	0.00%	Performance fee	0.00%
Tranch volume	(11/04/2024) USD 4.09 mill.	Ongoing charges	-	Redeployment fee	0.00%
Total volume	(10/31/2024) USD 1,009.15 mill.	Dividends		Investment company	
Launch date	9/25/2013	01.08.2024	0.24 USD	FIL IM (LU)	
KESr report funds	Yes	01.08.2023	0.24 USD	Kärntner Straße 9, Top 8, 1010, Wien	
Business year start	01.05.	01.08.2022	0.21 USD	Austria	
Sustainability type	-	02.08.2021	0.17 USD	https://www.fidelity.at	
Fund manager	Madeleine Kuang	03.08.2020	0.27 USD		

Performance	1M	6M	YTD	1Y	2Y	3Y	5Y	Since start
Performance	-2.69%	+10.15%	+15.63%	+20.00%	+24.05%	+5.07%	+18.88%	+42.23%
Performance p.a.	-	-	-	+20.06%	+11.36%	+1.66%	+3.52%	+3.22%
Sharpe ratio	-4.66	1.81	1.57	1.66	0.79	-0.12	0.03	0.01
Volatility	6.55%	10.12%	10.07%	10.29%	10.50%	11.50%	14.31%	12.66%
Worst month	-	-4.22%	-4.22%	-4.22%	-5.44%	-8.15%	-22.48%	-22.48%
Best month	-	6.37%	6.37%	6.37%	7.77%	7.77%	14.77%	14.77%
Maximum loss	-4.14%	-5.71%	-5.71%	-5.71%	-13.72%	-20.19%	-40.33%	-

Distribution permission

Austria, Germany, Switzerland, Czech Republic

¹ Important note on update status: The displayed date refers exclusively to the calculation of the NAV.
² The Mountain-View Data Fund Rating calculates a comparative ranking for funds using yield, volatility and trend data. For more information visit [MVD Funds Rating](#)
³ Displays the Ethical-Dynamical Ratio calculated according to standard criteria. The maximum value is 100. For more information visit [EDA](#)

Fidelity Fd.Asean Fd.Y Dis USD / LU0936575439 / A1W4TT / FIL IM (LU)

Investment strategy

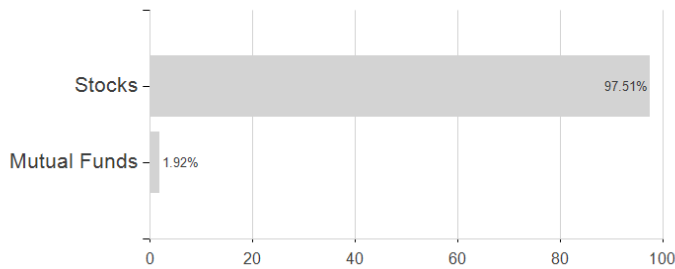
The fund invests at least 70% (and normally 75%) of its assets, in equities of companies that are listed or traded in the South East Asian Nations (ASEAN) region, including countries such as Singapore, Malaysia, Thailand, the Philippines and Indonesia, as well as other emerging markets. The fund may also invest in money market instruments on an ancillary basis. The fund invests at least 50% of its assets in securities of companies with favourable environmental, social and governance (ESG) characteristics. In actively managing the fund, the Investment Manager considers growth and valuation metrics, company financials, return on capital, cash flows and other measures, as well as company management, industry, economic conditions, and other factors. The Investment Manager also considers ESG characteristics when assessing investment risks and opportunities. In determining favourable ESG characteristics, the Investment Manager takes into account ESG ratings provided by Fidelity or external agencies. Through the investment management process the Investment Manager aims to ensure that investee companies follow good governance practices.

Investment goal

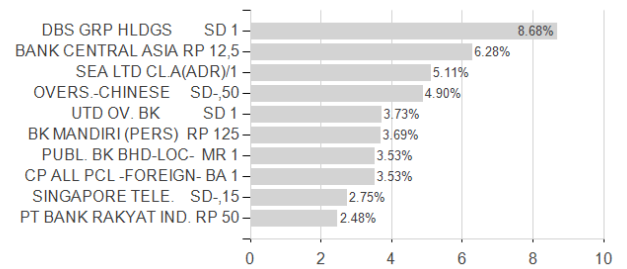
The fund aims to achieve capital growth over time.

Assessment Structure

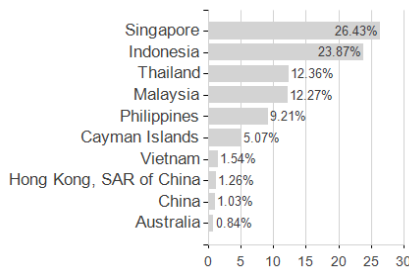
Assets



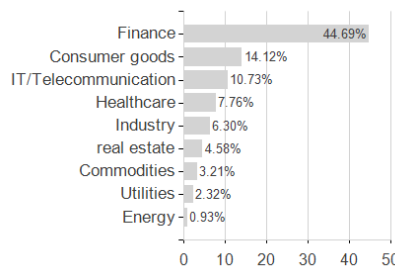
Largest positions



Countries



Branches



Currencies

