

Fidelity Fd.Sustain.US Eq.Fd.Y Acc USD / LU0346390437 / AONGW7 / FIL IM (LU)

|                              |                          |               |               |             |
|------------------------------|--------------------------|---------------|---------------|-------------|
| Last 08/26/2024 <sup>1</sup> | Country                  | Branch        | Type of yield | Type        |
| 37.91 USD                    | United States of America | Mixed Sectors | reinvestment  | Equity Fund |



Risk key figures

|   |                  |   |   |   |   |   |   |
|---|------------------|---|---|---|---|---|---|
| SRI                                     | 1                | 2 | 3 | 4 | 5 | 6 | 7 |
| Mountain-View Funds Rating <sup>2</sup> | EDA <sup>3</sup> |   |   |   |   |   |   |
|   | 78               |   |   |   |   |   |   |

Yearly Performance

|      |         |
|------|---------|
| 2023 | +24.85% |
| 2022 | -28.71% |
| 2021 | +24.64% |
| 2020 | +17.55% |
| 2019 | +30.11% |

| Master data         |                              | Conditions                           |       | Other figures             |              |
|---------------------|------------------------------|--------------------------------------|-------|---------------------------|--------------|
| Fund type           | Single fund                  | Issue surcharge                      | 0.00% | Minimum investment        | USD 2,500.00 |
| Category            | Equity                       | Planned administr. fee               | 0.00% | Savings plan              | -            |
| Sub category        | Mixed Sectors                | Deposit fees                         | 0.35% | UCITS / OGAW              | Yes          |
| Fund domicile       | Luxembourg                   | Redemption charge                    | 0.00% | Performance fee           | 0.00%        |
| Tranch volume       | (08/26/2024) USD 7.12 mill.  | Ongoing charges                      | -     | Redeployment fee          | 0.00%        |
| Total volume        | (07/31/2024) USD 82.30 mill. | <b>Dividends</b>                     |       | <b>Investment company</b> |              |
| Launch date         | 3/17/2008                    | FIL IM (LU)                          |       |                           |              |
| KESt report funds   | Yes                          | Kärntner Straße 9, Top 8, 1010, Wien |       |                           |              |
| Business year start | 01.05.                       | Austria                              |       |                           |              |
| Sustainability type | Ethics/ecology               | https://www.fidelity.at              |       |                           |              |
| Fund manager        | Matt Egerton, Cornelia Furse |                                      |       |                           |              |

| Performance      | 1M     | 6M     | YTD     | 1Y      | 2Y      | 3Y      | 5Y      | Since start |
|------------------|--------|--------|---------|---------|---------|---------|---------|-------------|
| Performance      | +2.32% | +8.25% | +13.64% | +22.09% | +28.86% | +4.78%  | +65.04% | +279.10%    |
| Performance p.a. | -      | -      | -       | +22.16% | +13.50% | +1.57%  | +10.53% | +8.44%      |
| Sharpe ratio     | 2.29   | 1.14   | 1.54    | 1.52    | 0.57    | -0.10   | 0.36    | 0.26        |
| Volatility       | 12.01% | 12.01% | 11.85%  | 12.29%  | 17.66%  | 19.71%  | 19.63%  | 18.74%      |
| Worst month      | -      | -3.66% | -3.66%  | -5.04%  | -8.89%  | -11.69% | -11.69% | -15.83%     |
| Best month       | -      | 4.71%  | 4.81%   | 8.90%   | 10.22%  | 11.57%  | 11.57%  | 11.74%      |
| Maximum loss     | -3.85% | -5.98% | -5.98%  | -9.23%  | -14.23% | -34.75% | -34.75% | -           |

Distribution permission

Austria, Germany, Switzerland, Luxembourg

1 Important note on update status: The displayed date refers exclusively to the calculation of the NAV.  
 2 The Mountain-View Data Fund Rating calculates a comparative ranking for funds using yield, volatility and trend data. For more information visit [MVD Funds Rating](#)  
 3 Displays the Ethical-Dynamical Ratio calculated according to standard criteria. The maximum value is 100. For more information visit [EDA](#)

**Fidelity Fd.Sustain.US Eq.Fd.Y Acc USD / LU0346390437 / AONGW7 / FIL IM (LU)**

**Investment strategy**

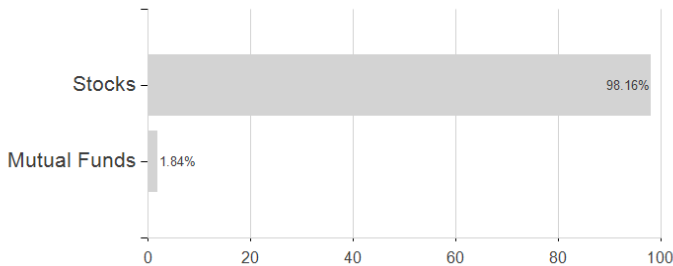
- Can use derivatives with the aim of risk or cost reduction or to generate additional capital or income in line with the fund's risk profile.
- The fund has discretion in its choices of investments within its objectives and policies.
- Income is reinvested in additional shares or paid to shareholders on request.
- Shares can usually be bought and sold each business day of the fund.
- This fund may not be appropriate for investors who plan to sell their shares in the fund within 5 years. Investment in the fund should be regarded as a long-term investment.

**Investment goal**

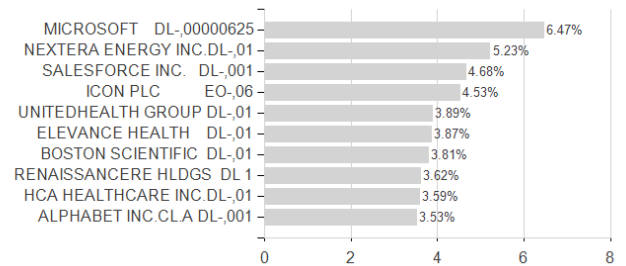
- Aims to provide long-term capital growth with the level of income expected to be low.
- At least 70% invested in the shares of US companies. The fund aims to be diversified in terms of sectors and market capitalisation, offering a core exposure to the US stock market.
- Has the freedom to invest outside the fund's principal geographies, market sectors, industries or asset classes.

**Assessment Structure**

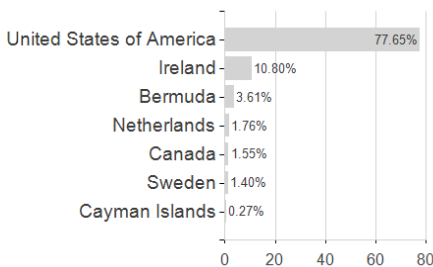
**Assets**



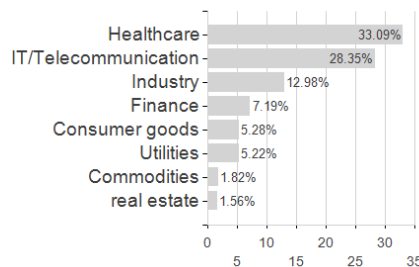
**Largest positions**



**Countries**



**Branches**



**Currencies**

