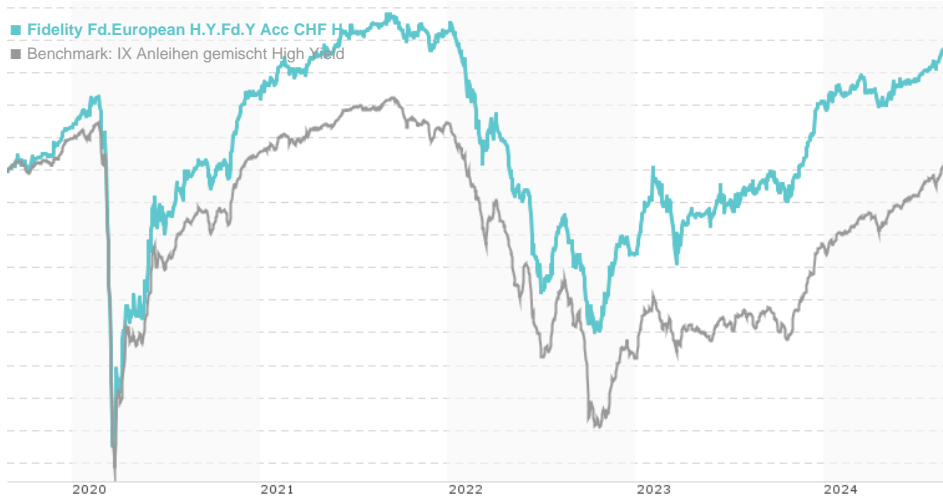


Fidelity Fd.European H.Y.Fd.Y Acc CHF H / LU1207410397 / A14Q8Z / FIL IM (LU)

Last 08/26/2024 <sup>1</sup>	Region	Branch	Type of yield	Type
12.59 CHF	Europe	Bonds: Mixed	reinvestment	Fixed-Income Fund



Risk key figures

SRI	1	2	3	4	5	6	7
Mountain-View Funds Rating <sup>2</sup>	EDA <sup>3</sup>						
	75						

Yearly Performance

2023	+9.91%
2022	-12.60%
2021	+4.01%
2020	+1.67%
2019	+12.77%

Master data		Conditions		Other figures	
Fund type	Single fund	Issue surcharge	0.00%	Minimum investment	USD 2,500.00
Category	Bonds	Planned administr. fee	0.00%	Savings plan	-
Sub category	Bonds: Mixed	Deposit fees	0.35%	UCITS / OGAW	Yes
Fund domicile	Luxembourg	Redemption charge	0.00%	Performance fee	0.00%
Tranch volume	(08/26/2024) EUR 0.550 mill.	Ongoing charges	-	Redeployment fee	0.00%
Total volume	(07/31/2024) EUR 2,283.15 mill.	<b>Dividends</b>		<b>Investment company</b>	
Launch date	4/1/2015	FIL IM (LU)			
KEST report funds	Yes	Kärntner Straße 9, Top 8, 1010, Wien			
Business year start	01.05.	Austria			
Sustainability type	-	https://www.fidelity.at			
Fund manager	Andrei Gorodilov, James Durance, Peter Khan				

Performance	1M	6M	YTD	1Y	2Y	3Y	5Y	Since start
Performance	+1.21%	+2.27%	+3.20%	+8.82%	+12.51%	-1.25%	+7.88%	+25.90%
Performance p.a.	-	-	-	+8.84%	+6.06%	-0.42%	+1.53%	+2.48%
Sharpe ratio	5.81	0.41	0.55	1.79	0.53	-0.78	-0.33	-0.21
Volatility	2.00%	2.66%	2.61%	2.98%	4.84%	5.09%	6.12%	4.98%
Worst month	-	-0.81%	-0.81%	-0.81%	-4.33%	-6.32%	-14.17%	-14.17%
Best month	-	1.05%	2.78%	2.78%	3.53%	3.60%	6.09%	6.09%
Maximum loss	-0.48%	-1.78%	-1.78%	-1.80%	-5.90%	-17.86%	-20.62%	-

Distribution permission

Austria, Germany, Switzerland, Luxembourg

<sup>1</sup> Important note on update status: The displayed date refers exclusively to the calculation of the NAV.

<sup>2</sup> The Mountain-View Data Fund Rating calculates a comparative ranking for funds using yield, volatility and trend data. For more information visit [MVD Funds Rating](#)

DISCLAIMER: The information on this page are for informational purposes only and should neither an offer to sell nor a solicitation for the purchase of the security or recommendation in favor of the security to be understood. baha GmbH assumes no liability despite thorough searches for the accuracy of the data.

Funds data from: www.mountain-view.com. Fact Sheet created by: www.baha.com

## Fidelity Fd.European H.Y.Fd.Y Acc CHF H / LU1207410397 / A14Q8Z / FIL IM (LU)

3 Displays the Ethical-Dynamical Ratio calculated according to standard criteria. The maximum value is 100. For more information visit [EDA](#)

### Investment strategy

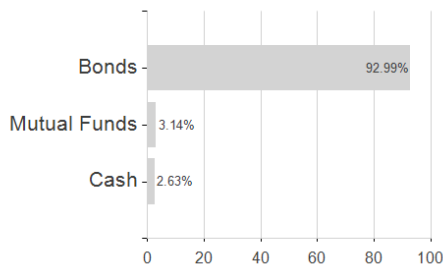
The fund invests at least 70% of its assets, in high-yielding below investment grade debt securities of issuers that are headquartered, or do most of their business, in Western, Central and Eastern Europe (including Russia), including emerging markets. These securities will be subject to high risk, will not be required to meet a minimum rating standard, although, most, but not all, will be rated for creditworthiness by an internationally recognised rating agency. The fund may also invest in money market instruments on an ancillary basis. The fund invests at least 50% of its assets in securities of issuers with favourable environmental, social and governance (ESG) characteristics. In actively managing the fund, the Investment Manager uses in-house research and investment capabilities to identify suitable opportunities across bond issuers, sectors, geographies, and security types.

### Investment goal

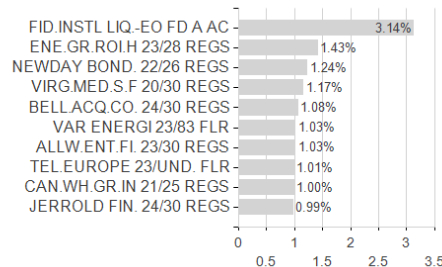
The fund aims to achieve capital growth over time and provide a high level of income.

### Assessment Structure

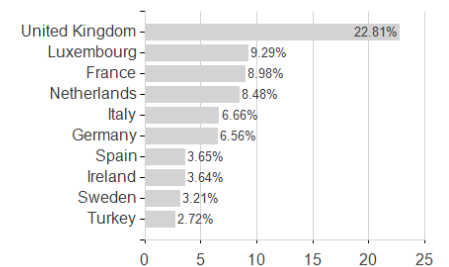
#### Assets



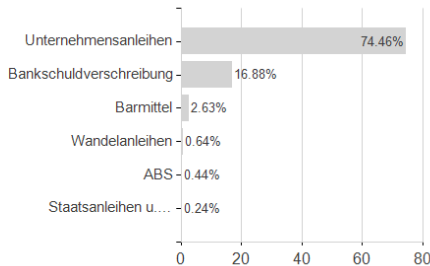
#### Largest positions



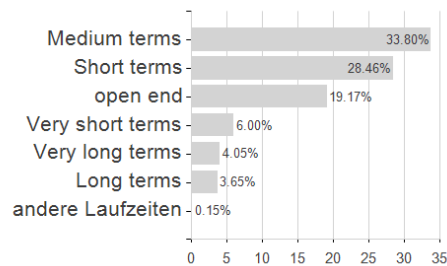
#### Countries



#### Issuer



#### Duration



#### Currencies

