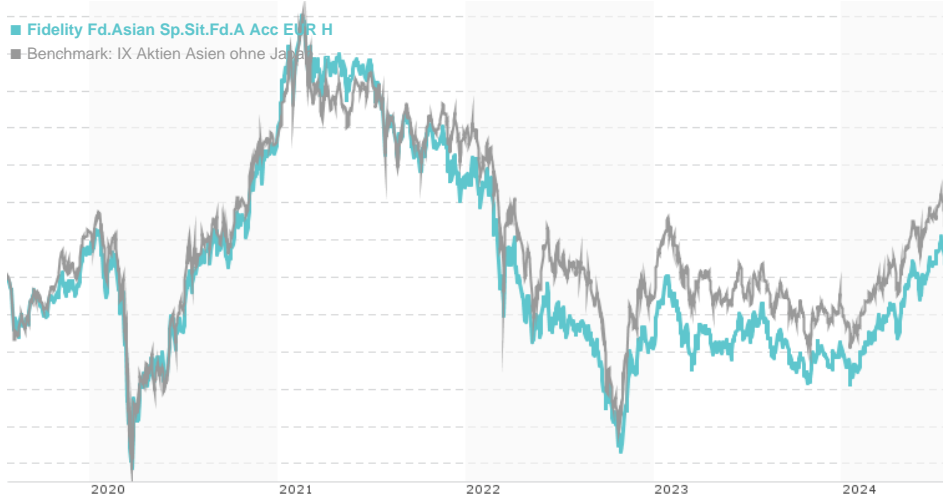


Fidelity Fd.Asian Sp.Sit.Fd.A Acc EUR H / LU0337569841 / A0PGVG / FIL IM (LU)

Last 07/23/2024 ¹	Region	Branch	Type of yield	Type
15.20 EUR	Asia (excl. Japan)	Mixed Sectors	reinvestment	Equity Fund



Risk key figures

SRI	1	2	3	4	5	6	7
Mountain-View Funds Rating ²	EDA ³						
	77						

Yearly Performance

2023	+0.74%
2022	-20.41%
2021	-5.41%
2020	+16.52%
2019	+17.14%

Master data		Conditions		Other figures	
Fund type	Single fund	Issue surcharge	5.25%	Minimum investment	USD 2,500.00
Category	Equity	Planned administr. fee	0.00%	Savings plan	-
Sub category	Mixed Sectors	Deposit fees	0.35%	UCITS / OGAW	Yes
Fund domicile	Luxembourg	Redemption charge	0.00%	Performance fee	0.00%
Tranch volume	(07/23/2024) USD 31.14 mill.	Ongoing charges	-	Redeployment fee	0.00%
Total volume	(06/28/2024) USD 2,047.86 mill.	Dividends		Investment company	
Launch date	2/27/2013	FIL IM (LU)			
KEST report funds	Yes	Kärntner Straße 9, Top 8, 1010, Wien			
Business year start	01.05.	Austria			
Sustainability type	-	https://www.fidelity.at			
Fund manager	Teera Chanpongsang				

Performance	1M	6M	YTD	1Y	2Y	3Y	5Y	Since start
Performance	+0.26%	+16.56%	+11.85%	+8.65%	+8.49%	-16.76%	+2.22%	+52.00%
Performance p.a.	-	-	-	+8.65%	+4.17%	-5.93%	+0.44%	+3.74%
Sharpe ratio	-0.04	2.65	1.47	0.38	0.03	-0.58	-0.19	0.00
Volatility	9.02%	12.18%	12.61%	12.95%	15.12%	16.73%	17.49%	14.66%
Worst month	-	-4.19%	-4.19%	-5.07%	-9.84%	-9.84%	-12.76%	-12.76%
Best month	-	5.18%	5.18%	5.18%	17.29%	17.29%	17.29%	17.29%
Maximum loss	-3.37%	-5.05%	-5.06%	-11.32%	-18.65%	-37.40%	-43.25%	-

Distribution permission

Austria, Germany, Switzerland

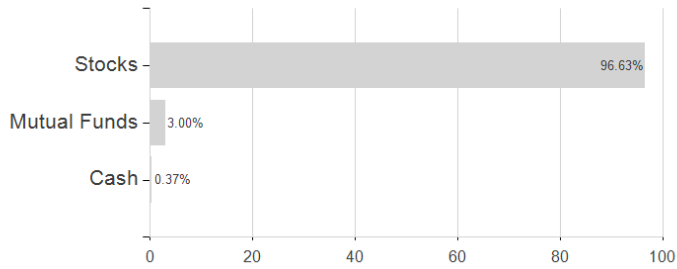
¹ Important note on update status: The displayed date refers exclusively to the calculation of the NAV.
² The Mountain-View Data Fund Rating calculates a comparative ranking for funds using yield, volatility and trend data. For more information visit [MVD Funds Rating](#)

Fidelity Fd.Asian Sp.Sit.Fd.A Acc EUR H / LU0337569841 / A0PGVG / FIL IM (LU)

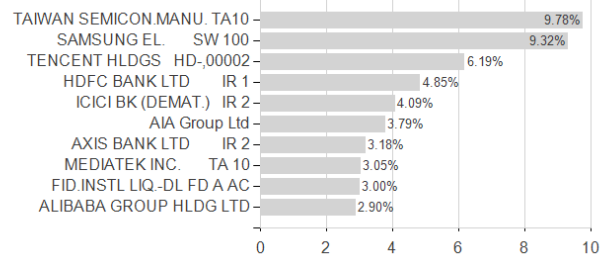
3 Displays the Ethical-Dynamical Ratio calculated according to standard criteria. The maximum value is 100. For more information visit [EDA](#)

Assessment Structure

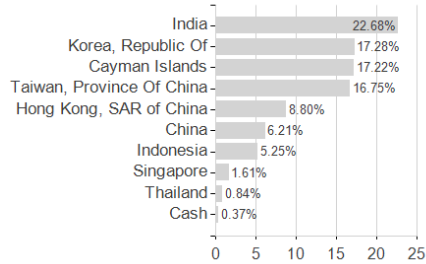
Assets



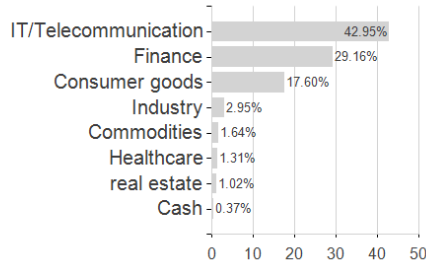
Largest positions



Countries



Branches



Currencies

